



April 2020 Printed

**simon** 2020-2021 Commercial Lighting Catalogue



## Commercial Lighting Solution

2020-2021 COLLECTION  
for Asia Pacific

**simon**

**simon**

Barcelona · Belo Horizonte · Brussels · Buenos Aires · Casablanca · Hanoi  
Istanbul · Kiev · Lima · Lisbon · Madrid · Mexico D.F. · Moscow · New Delhi  
Paris · Sao Paulo · Shanghai · Turin · Warsaw · Jakarta

**SIMON, S.A.**  
Tel. +34 902 109100  
Web. [www.simonelectric.com](http://www.simonelectric.com)

**Vietnam Office of Simon Electric**  
Tel. +84 24 3222750  
Web. [www.simon-apac.com](http://www.simon-apac.com)

**Simon Electric (China)**  
Tel. +86 21 3855 5222  
Web. <https://www.simon.com.cn/>

**PT Simon Elektrik Indonesia**  
Tel. +62 21 52960373  
Web. [www.simonelektrik.co.id](http://www.simonelektrik.co.id)

**Simon Electric (APAC)**  
Web. [www.simon-apac.com](http://www.simon-apac.com)  
E-mail. [info@simon-apac.com](mailto:info@simon-apac.com)

*Playing  
With Light  
Seriously*

## Simon Lighting

Simon lighting was established in 1922, and its original name was Reflectores Puig. It was the most important luminaire manufacturer in Spain at that time. Also, it cooperated with the Spanish Ministry of Labour to standardize the lighting requirement for workplace in 1940s.

In 1966, Reflectores Puig was merged to Simon Group, but still keep its original brand "IEP".

During the 1980s and 1990s, IEP increased the investment in R&D to continually launch new product to the market. Also, it started to apply automated production to increase the production efficiency. In order to increase the production capability, it built a new factory in CAN Castells District, Canovelles City, Spain.

From the year of 2000, IEP accelerated its expansion in oversea markets. It set up factory in Brazil, Argentina and Mexico.

In 2007, Simon Group started to standardize its brand image in worldwide. As a result, "IEP" had changed to "Simon", its company name also changed to "Simon Lighting, S.A.".

In 2008, Simon Lighting, S.A. has acquired Lightled S.L., it was a Spanish company which was specialised in LED manufacture.

In 2010, Simon Lighting has set up a lighting R&D center in China officially, and introduced advanced LED technology and product into Chinese market successfully.

At this moment, China has two factories, one is in Jiangsu province, the other one is located in Zhongshan, Guangdong province. Now, these two factories has become the major manufacture base for global markets. And, Simon Lighting continues its expansion globally.




The Edison Hotel, Shanghai, China



JW Marriott Marquis Hotel, Shanghai, China



DKV headquarters office building, Warsaw, Poland



China Resources Building, Shenzhen, China



China Resources Vientiane City, Xiamen, China



PILMA Store, Madrid, Spain




Howard Johnson Pearl Plaza, Wuhan, China




The Satafona Art Museum, Mallorca, Spain

# CONTENTS

## FLUVIA



LOOP  
P.15



ARCH  
P.16



MOOD  
P.17



DROP  
P.18




SLIM  
P.19




POINT  
P.20

## ALTA



WW50  
P.23



WW58  
P.27



RS60  
P.35



LL58  
P.39



PL52  
P.45

## OLOT



HS30  
P.51



FD70  
P.67



FM60  
P.73



FD62  
P.79



FU52  
P.85



GR30  
P.91



LL52  
P.97




RS26  
P.101



SS52  
P.107



WP30  
P.113



NATH  
P.117



Highbay  
P.119

## DURO



FT40  
P.125




GRACE  
P.129



WAVE  
P.133



KC1  
P.137



PL  
P.145



GU10  
P.147



LL20  
P.149



T8 SE  
P.151



JL Gen3 HV Strip  
P.153



SS20  
P.157

## VALOR



Ceiling Light  
P.163



Sensing Ceiling  
Light  
P.165



SP1  
P.167



T5  
P.169



T8 DE  
P.173




LED Bulbs  
P.175



Downlight  
P.179



After more than 100 years, we have a solid know-how and international presence thanks to two key elements: R&D and design.



Design is an essential part of our products. Designs that are not only attractive, but also provide comfort, ease of use and a simplified recycling process. And paying attention to design has won us international awards like the IF Design Award, Reddot Award, X Plus Award, Delta Awards...

We transform all the knowledge and experience we've accumulated into unique solutions that inspire professionals who work with light, enhancing their creativity and accompanying them as they create spaces.





Antoni Arola design for Simon  
Launch time 2020/03



Loop is a contemporary interpretation of LED technology. It inspires the creation of spaces using shapes and light, either as a single luminaire or in a group. Loop gives any space a unique character, transforming the concept of indoor lighting and offering great creative freedom.

L O O P

Launch time 2020/03

Arch is simplicity and elegance. Exciting lines, with a circle or square of light. Arch can be grouped together and orientated; this luminaire can be recessed, trimless or surface-mounted. Arch is suitable for general lighting or for highlighting a particular space.




Josep Llusca design for Simon



A R C H

Launch time 2020/03

Mood transforms vertical surfaces into elements with new architectural depth by integrating the light source into the wall as if it were part of it.



M O O D

Launch time 2020/09

Drops of light fall on different surfaces, creating customised compositions that define spaces. Drop highlights the essential details.



D R O P

Launch time 2020/06

Slim is the essence of light transformed into a luminaire. Designed to generate an atmosphere of tranquility and concentration in the work-place. It can be oriented in any direction while always projecting the desired amount of light on the surface.



Josep Llusçà design for Simon



S L I M

Launch time 2020/06




Point is focused precision, a collection of accent spotlights with a compact design and no superfluous elements, allowing them to go unnoticed by directing all attention to the object or space they illuminate. Point can be used alone or in a group, shaping the space and highlighting details through precise and nuanced direction of the light beam toward what's most important.

P O I N T

Launch time 2020/06

# ALTA



WW50



WW58



RS60




LL58



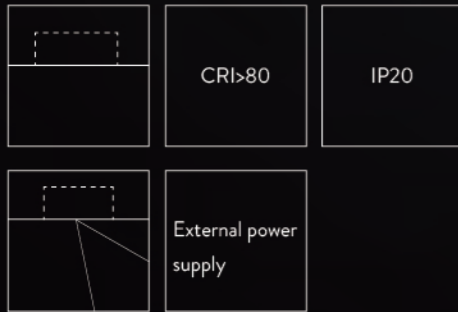
PL52

Exquisite technology, excellent quality.  
Specific solutions with our 100 years experience.

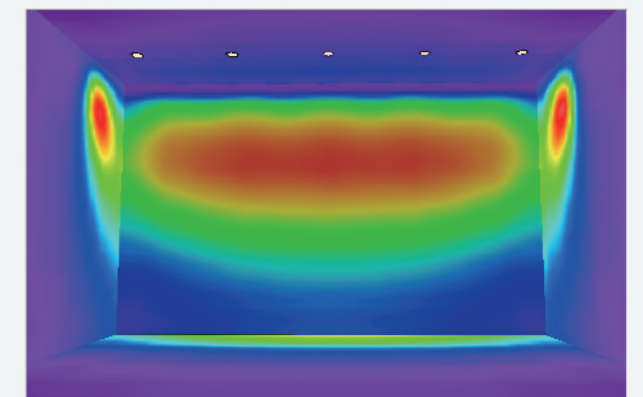

# WW50



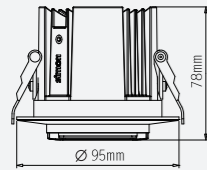
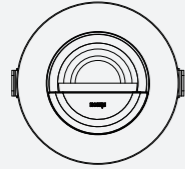
## WW50



- **Professional Optics**  
Apply CREE COB chip, higher lighting effect, longer service life. Profession optical design, achieve trapezoid facula light distribution, even light washing effect.
- **Unique design**  
Exclusive shading cover plate, capable of eliminating parasitic light and controlling light shape.
- **Stable performance**  
ADC10 die-casting aluminum, better heat dissipation and stable performance.
- **Application**  
Hotels, Museums, Shopping malls



Installation advise:  
The distance between lights should be 0.6m.  
The distance between light and wall should be 0.7m.



Ø85mm

### WW50 16W

Item code	Product description	Pcs/Carton
N03C4-0119	Alta LED-WWL-WW50 16W 2700K	20
N03C4-0120	Alta LED-WWL-WW50 16W 4000K	20

#### Installation

Recessed

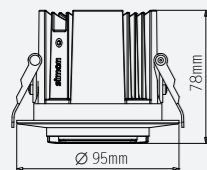
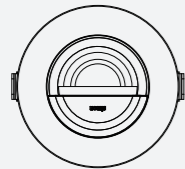
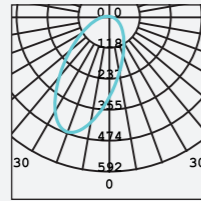
#### IP

IP20

#### Parameter

Power: 16W	Voltage: 220V	Beam Angle:  50°x12°
Luminaire light output: 910lm (Cold white)	CRI: >80	
Service life: 40000h	Finishes: Heat sink-grey	
Color temperature: 2700K/4000K	Frame-white	
PF&harmonic meet IEC61000-3-2.		

#### Photometry



Ø85mm

### WW50 20W

Item code	Product description	Pcs/Carton
N03C4-0122	Alta LED-WWL-WW50 20W 2700K	20
N03C4-0123	Alta LED-WWL-WW50 20W 4000K	20

#### Installation

Recessed

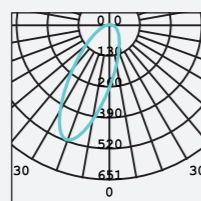
#### IP

IP20

#### Parameter

Power: 20W	Voltage: 220V	Beam Angle:  50°x12°
Luminaire light output: 1130lm (Cold white)	CRI: >80	
Service life: 40000h	Finishes: Heat sink-grey	
Color temperature: 2700K/4000K	Frame-white	
PF&harmonic meet IEC61000-3-2.		

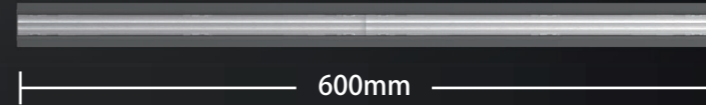
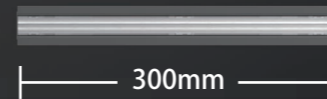

#### Photometry



# WW58

ALTA

WW58



ALTA

WW58

## WW58

		CRI>90
Metal body	IP20	

- Polarized light design**  
 Polarized asymmetric lens design, illuminance uniformity is more than 0.7, wash wall lighting spot height is more than 3.5m.
- Space decorate**  
 Installation requirements: 0.4-0.6m away from the wall, flexible use of space, brings high visual comfort.
- Connectable**  
 Applicable to large wide wall, 6 pieces (7.2m) can be connected; over connect protection design, reduce the possibility of installation errors.
- Constant pressure to constant current design**  
 The first and last light output is consistent, and the wall washing effect is consistent.
- Application**  
 Offices, shopping malls, art galleries.



ALTA

WW58

ALTA

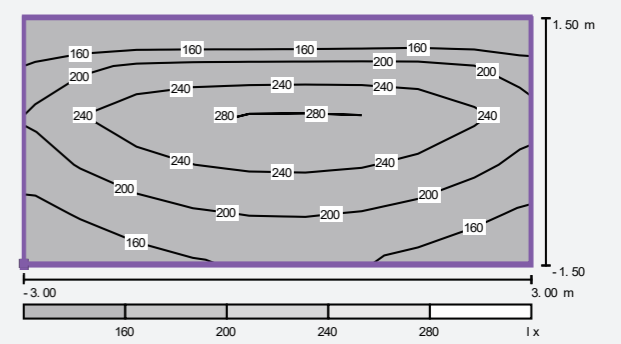
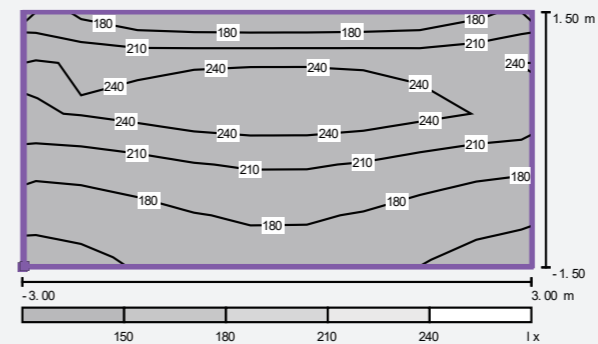
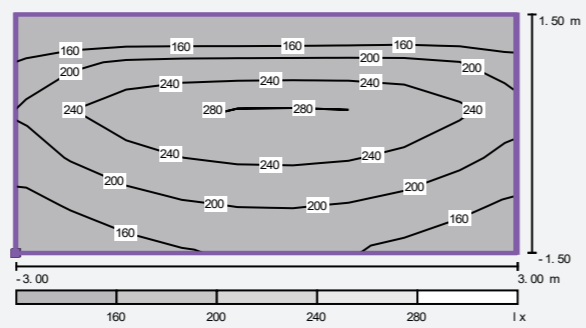
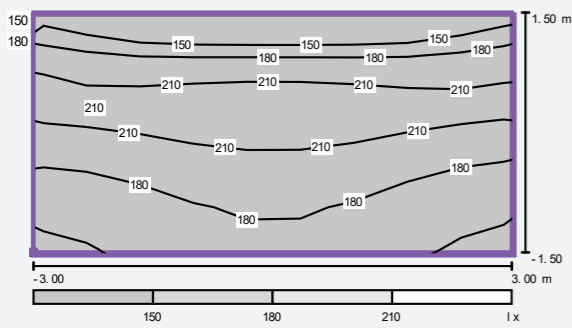


WW58

WW58 wall distance 0.6m; uniformity 0.72

Other brand wall distance 1m; uniformity 0.6

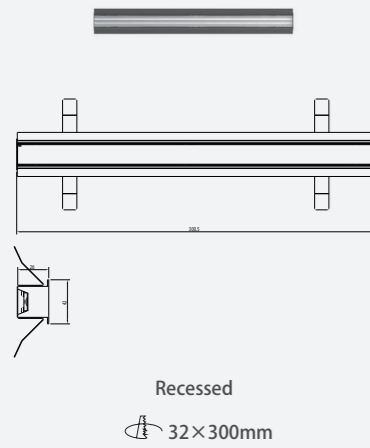
WW58 wall distance 0.5m; uniformity 0.7

Other brand wall distance 1m; uniformity 0.6





**WW58 7W**



Item code	Product description	Pcs/Carton
N0524-0198	Alta LED-WW58 BK-Ceil 7W2700K	48
N0524-0199	Alta LED-WW58 BK-Ceil 7W3000K	48
N0524-0200	Alta LED-WW58 BK-Ceil 7W4000K	48
N0524-0210	Alta LED-WW58 BK-Rcd 7W2700K	48
N0524-0211	Alta LED-WW58 BK-Rcd 7W3000K	48
N0524-0212	Alta LED-WW58 BK-Rcd 7W4000K	48
N0524-0222	Alta LED-WW58 WH-Ceil 7W2700K	48
N0524-0223	Alta LED-WW58 WH-Ceil 7W3000K	48
N0524-0224	Alta LED-WW58 WH-Ceil 7W4000K	48
N0524-0234	Alta LED-WW58 WH-Rcd 7W2700K	48
N0524-0235	Alta LED-WW58 WH-Rcd 7W3000K	48
N0524-0236	Alta LED-WW58 WH-Rcd 7W4000K	48

**Installation**

Recessed/Surface Rcd: Recessed Ceil: Surface

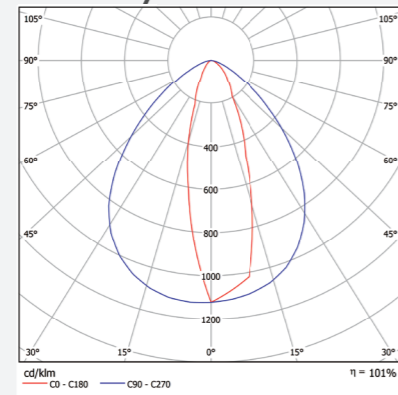
**IP**

IP20

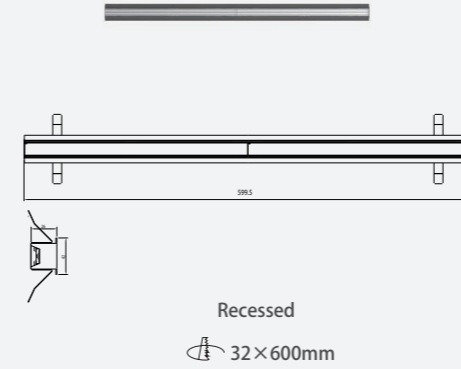
**Parameter**

Power: 7W Voltage: 24V  
 Luminaire light output: 420lm (Cold white) CRI: >90  
 Service life: 40000h Finishes: White/Black  
 Color temperature: 2700K/3000K/4000K BK: Black WH: White  
 PF & harmonic meet IEC61000-3-2.

**Photometry**



**WW58 14W**



Item code	Product description	Pcs/Carton
N0524-0201	Alta LED-WW58 BK-Ceil 14W2700K	24
N0524-0202	Alta LED-WW58 BK-Ceil 14W3000K	24
N0524-0203	Alta LED-WW58 BK-Ceil 14W4000K	24
N0524-0213	Alta LED-WW58 BK-Rcd 14W2700K	24
N0524-0214	Alta LED-WW58 BK-Rcd 14W3000K	24
N0524-0215	Alta LED-WW58 BK-Rcd 14W4000K	24
N0524-0225	Alta LED-WW58 WH-Ceil 14W2700K	24
N0524-0226	Alta LED-WW58 WH-Ceil 14W3000K	24
N0524-0227	Alta LED-WW58 WH-Ceil 14W4000K	24
N0524-0237	Alta LED-WW58 WH-Rcd 14W2700K	24
N0524-0238	Alta LED-WW58 WH-Rcd 14W3000K	24
N0524-0239	Alta LED-WW58 WH-Rcd 14W4000K	24

**Installation**

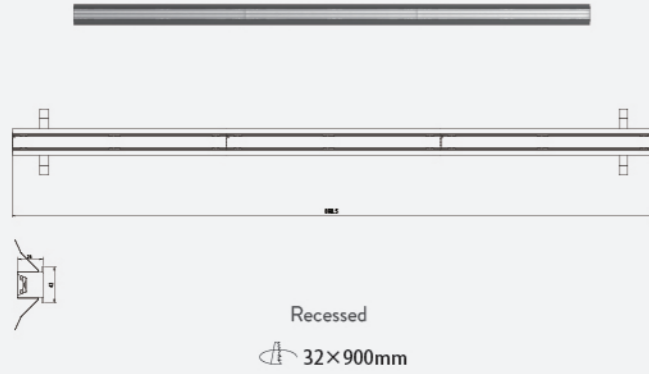
Recessed/Surface Rcd: Recessed Ceil: Surface

**IP**

IP20

**Parameter**

Power: 14W Voltage: 24V  
 Luminaire light output: 850lm (Cold white) CRI: >90  
 Service life: 40000h Finishes: White/Black  
 Color temperature: 2700K/3000K/4000K BK: Black WH: White  
 PF & harmonic meet IEC61000-3-2.



**WW58 21W**

Item code	Product description	Pcs/Carton
N0524-0204	Alta LED-WW58 BK-Ceil 21W2700K	24
N0524-0205	Alta LED-WW58 BK-Ceil 21W3000K	24
N0524-0206	Alta LED-WW58 BK-Ceil 21W4000K	24
N0524-0216	Alta LED-WW58 BK-Rcd 21W2700K	24
N0524-0217	Alta LED-WW58 BK-Rcd 21W3000K	24
N0524-0218	Alta LED-WW58 BK-Rcd 21W4000K	24
N0524-0228	Alta LED-WW58 WH-Ceil 21W2700K	24
N0524-0229	Alta LED-WW58 WH-Ceil 21W3000K	24
N0524-0230	Alta LED-WW58 WH-Ceil 21W4000K	24
N0524-0240	Alta LED-WW58 WH-Rcd 21W2700K	24
N0524-0241	Alta LED-WW58 WH-Rcd 21W3000K	24
N0524-0242	Alta LED-WW58 WH-Rcd 21W4000K	24

**Installation**

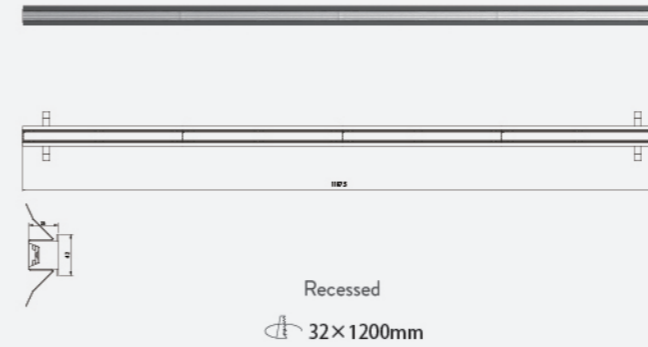
Recessed/Surface Rcd: Recessed Ceil: Surface

**IP**

IP20

**Parameter**

Power: 21W Voltage: 24V  
 Luminaire light output: 1270lm (Cold white) CRI: >90  
 Service life: 40000h Finishes: White/Black  
 Color temperature: 2700K/3000K/4000K BK: Black WH: White  
 PF & harmonic meet IEC61000-3-2.



**WW58 28W**

Item code	Product description	Pcs/Carton
N0524-0207	Alta LED-WW58 BK-Ceil 28W2700K	24
N0524-0208	Alta LED-WW58 BK-Ceil 28W3000K	24
N0524-0209	Alta LED-WW58 BK-Ceil 28W4000K	24
N0524-0219	Alta LED-WW58 BK-Rcd 28W2700K	24
N0524-0220	Alta LED-WW58 BK-Rcd 28W3000K	24
N0524-0221	Alta LED-WW58 BK-Rcd 28W4000K	24
N0524-0231	Alta LED-WW58 WH-Ceil 28W2700K	24
N0524-0232	Alta LED-WW58 WH-Ceil 28W3000K	24
N0524-0233	Alta LED-WW58 WH-Ceil 28W4000K	24
N0524-0243	Alta LED-WW58 WH-Rcd 28W2700K	24
N0524-0244	Alta LED-WW58 WH-Rcd 28W3000K	24
N0524-0245	Alta LED-WW58 WH-Rcd 28W4000K	24

**Installation**

Recessed/Surface Rcd: Recessed Ceil: Surface

**IP**

IP20

**Parameter**

Power: 28W Voltage: 24V  
 Luminaire light output: 1690lm (Cold white) CRI: >90  
 Service life: 40000h Finishes: White/Black  
 Color temperature: 2700K/3000K/4000K BK: Black WH: White  
 PF & harmonic meet IEC61000-3-2.


**POWER ACCESSORIES**

Item code	Product description
N6524-0291	30W24V Constant Voltage Power Supply
N6524-0292	60W24V Constant Voltage Power Supply
N6524-0293	100W24V Constant Voltage Power Supply
N6524-0294	150W24V Constant Voltage Power Supply
N6524-0295	200W24V Constant Voltage Power Supply

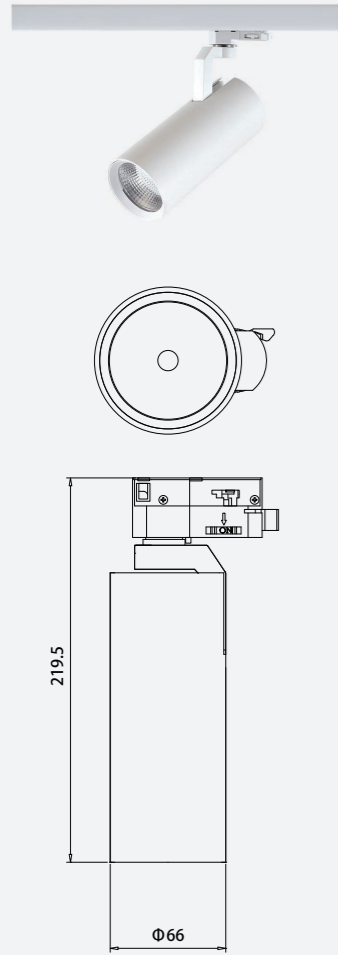
## RS60



## RS60

	CRI>90	IP20
Build-in power supply	Metal body	R9>60

- Professional optics**  
 COB chip, pure light color, high consistency of color temperature, light spot fades naturally.
- Excellent design**  
 Aerodynamic convection heat dissipation, longer service life.
- Exquisite technology**  
 Exquisite surface treatment technology.
- Application**  
 Shopping malls, museums, clothing stores.



**RS60 16W**

Item code	Product description	Pcs/Carton
N6424-0279	Alta LED-RS60 WH 16W3000K15°	15
N6424-0280	Alta LED-RS60 BK 16W3000K15°	15
N6424-0281	Alta LED-RS60 WH 16W3000K24°	15
N6424-0282	Alta LED-RS60 BK 16W3000K24°	15
N6424-0283	Alta LED-RS60 WH 16W3000K36°	15
N6424-0284	Alta LED-RS60 BK 16W3000K36°	15
N6424-0285	Alta LED-RS60 WH 16W4000K15°	15
N6424-0286	Alta LED-RS60 BK 16W4000K15°	15
N6424-0287	Alta LED-RS60 WH 16W4000K24°	15
N6424-0288	Alta LED-RS60 BK 16W4000K24°	15
N6424-0289	Alta LED-RS60 WH 16W4000K36°	15
N6424-0290	Alta LED-RS60 BK 16W4000K36°	15

**Installation**

Track

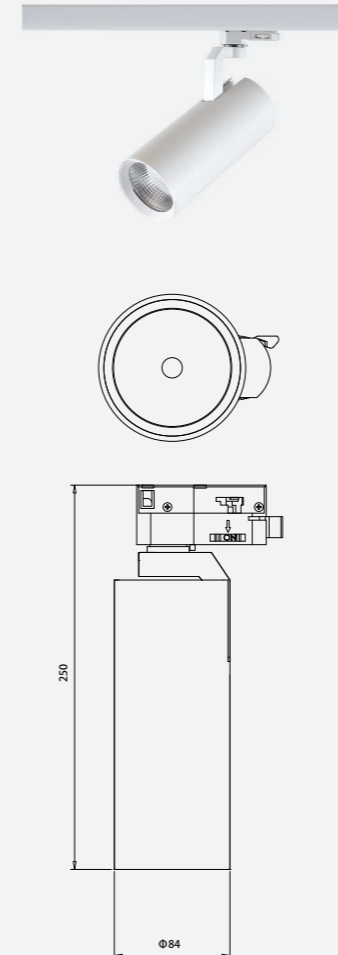
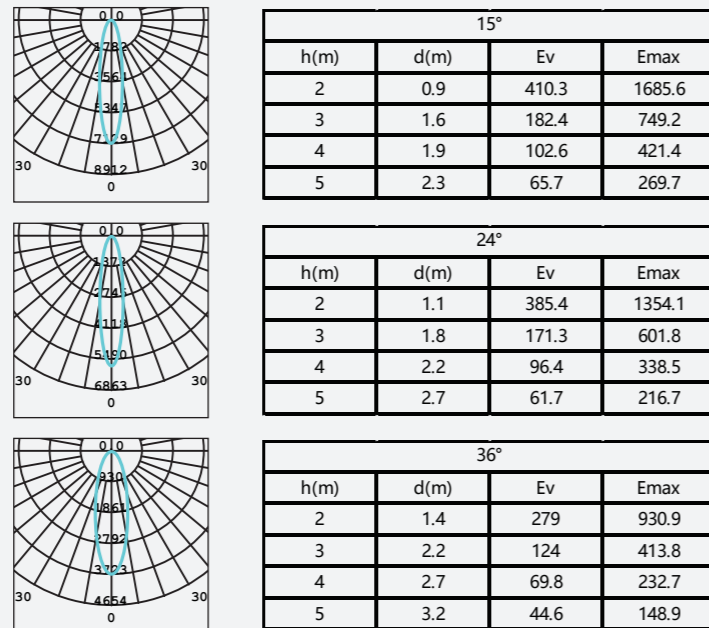
**IP**

IP20

**Parameter**

Power: 16W Voltage: 220V  
 LED luminous flux: 2240 CRI: >90  
 Luminaire light output: 1520lm (Cold white) Finishes: White/Black  
 Service life: 40000h WH: White BK: Black  
 Color temperature: 3000K/4000K  
 PF & harmonic meet IEC61000-3-2.

**Photometry**



**RS60 25W**

Item code	Product description	Pcs/Carton
N6424-0291	Alta LED-RS60 WH 25W3000K15°	12
N6424-0292	Alta LED-RS60 BK 25W3000K15°	12
N6424-0293	Alta LED-RS60 WH 25W3000K24°	12
N6424-0294	Alta LED-RS60 BK 25W3000K24°	12
N6424-0295	Alta LED-RS60 WH 25W3000K36°	12
N6424-0296	Alta LED-RS60 BK 25W3000K36°	12
N6424-0297	Alta LED-RS60 WH 25W4000K15°	12
N6424-0298	Alta LED-RS60 BK 25W4000K15°	12
N6424-0299	Alta LED-RS60 WH 25W4000K24°	12
N6424-0300	Alta LED-RS60 BK 25W4000K24°	12
N6424-0301	Alta LED-RS60 WH 25W4000K36°	12
N6424-0302	Alta LED-RS60 BK 25W4000K36°	12

**Installation**

Track

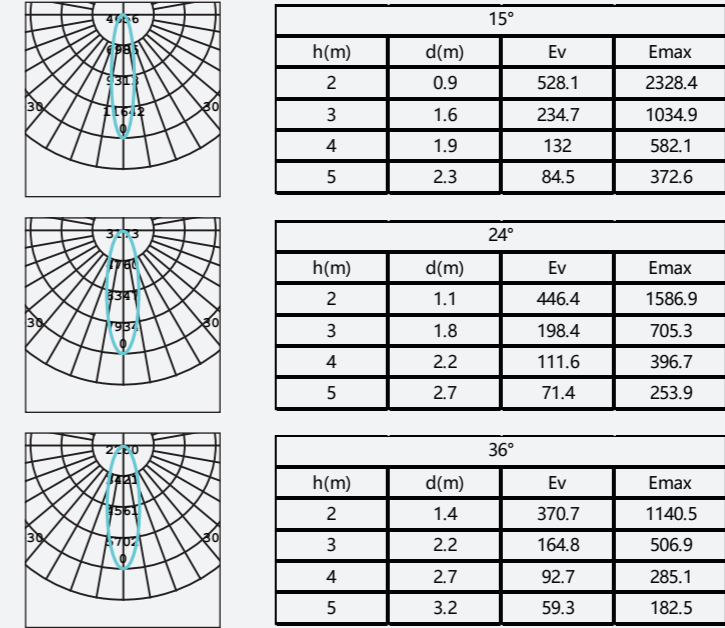
**IP**

IP20

**Parameter**

Power: 25W Voltage: 220V  
 LED luminous flux: 3500 CRI: >90  
 Luminaire light output: 2100lm (Cold white) Finishes: White/Black  
 Service life: 40000h WH: White BK: Black  
 Color temperature: 3000K/4000K  
 PF & harmonic meet IEC61000-3-2.

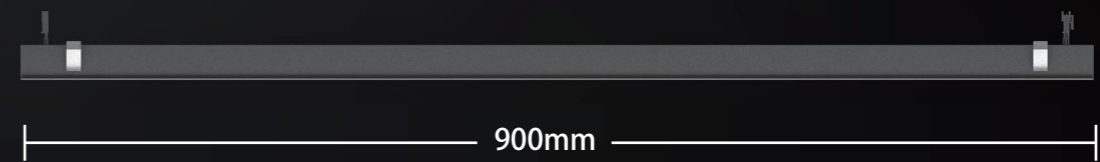
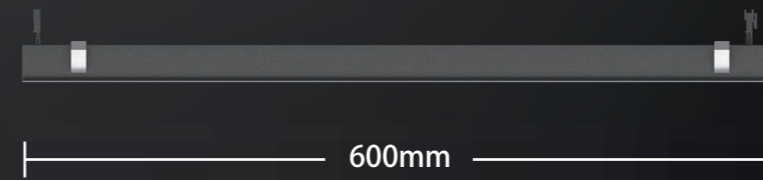
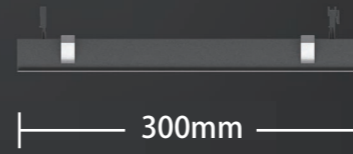
**Photometry**



**TRACK ACCESSORIES**

Item code	Product description
N6424-0057	3 Wires (L-N-E) Track-1 meter-WH
N6424-0058	3 Wires (L-N-E) Track-1.5 meters-WH
N6424-0059	3 Wires (L-N-E) Track-2 meters-WH
N6600-0611	3 Wires (L-N-E) Track-1 meter-BK
N6600-0612	3 Wires (L-N-E) Track-1.5 meters-BK
N6600-0613	3 Wires (L-N-E) Track-2 meters-BK

# LL58

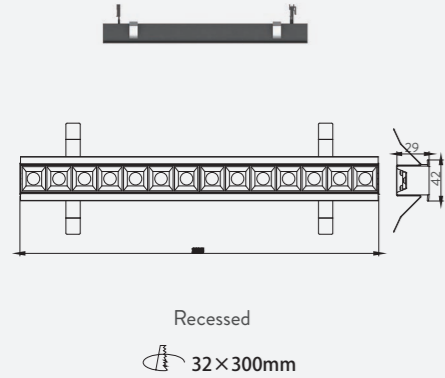


## LL58

			UGR<19
CRI>90	Side-Firing	No flickering	IP20
External power supply			

- Professional optics**  
 Polarized asymmetric lens design, illuminance uniformity more than 0.6, wall wash lighting spot height more than 3.5m.
- Anti-glare**  
 With anti-glare baffle, no glare from normal viewing direction, no shadow on the top of the wall.
- Space decorate**  
 From the wall 0.4-0.6m installation, can be lifted, comfortable wall washing experience.
- Connectable design**  
 Maximum can connect 6 pcs (7.2m), with over connect protection, safe to use.
- Application**  
 Offices, shopping malls, art galleries.

**LL58 7W**



Item code	Product description	Pcs/Carton
N0524-0246	Alta LED-LL58 BK-Rcd 7W2700K	48
N0524-0247	Alta LED-LL58 BK-Rcd 7W3000K	48
N0524-0248	Alta LED-LL58 BK-Rcd 7W4000K	48
N0524-0258	Alta LED-LL58 BK-Rcd 7W2700K	48
N0524-0259	Alta LED-LL58 BK-Rcd 7W3000K	48
N0524-0260	Alta LED-LL58 BK-Rcd 7W4000K	48
N0524-0270	Alta LED-LL58 BK-Ceil 7W2700K	48
N0524-0271	Alta LED-LL58 BK-Ceil 7W3000K	48
N0524-0272	Alta LED-LL58 BK-Ceil 7W4000K	48
N0524-0282	Alta LED-LL58 BK-Ceil 7W2700K	48
N0524-0283	Alta LED-LL58 BK-Ceil 7W3000K	48
N0524-0284	Alta LED-LL58 BK-Ceil 7W4000K	48
N0524-0294	Alta LED-LL58 WH-Rcd 7W2700K	48
N0524-0295	Alta LED-LL58 WH-Rcd 7W3000K	48
N0524-0296	Alta LED-LL58 WH-Rcd 7W4000K	48
N0524-0306	Alta LED-LL58 WH-Rcd 7W2700K	48
N0524-0307	Alta LED-LL58 WH-Rcd 7W3000K	48
N0524-0308	Alta LED-LL58 WH-Rcd 7W4000K	48
N0524-0318	Alta LED-LL58 WH-Ceil 7W2700K	48
N0524-0319	Alta LED-LL58 WH-Ceil 7W3000K	48
N0524-0320	Alta LED-LL58 WH-Ceil 7W4000K	48
N0524-0330	Alta LED-LL58 WH-Ceil 7W2700K	48
N0524-0331	Alta LED-LL58 WH-Ceil 7W3000K	48
N0524-0332	Alta LED-LL58 WH-Ceil 7W4000K	48

**Installation**

Recessed/surface Rcd: Recessed Ceil: Surface

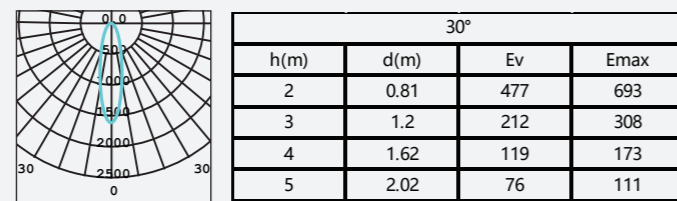
**IP**

IP20

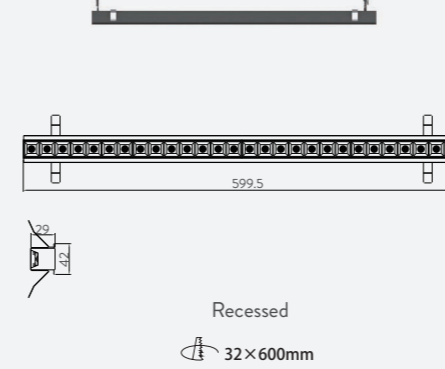
**Parameter**

Power: 7W Voltage: 24V  
 Luminaire light output: 420lm (Cold white) CRI: >90  
 Service life: 40000h Finishes: White/Black  
 Color temperature: 2700K/3000K/4000K BK: Black WH: white  
 PF & harmonic meet IEC61000-3-2.

**Photometry**



**LL58 14W**



Item code	Product description	Pcs/Carton
N0524-0249	Alta LED-LL58 BK-Rcd 14W2700K	24
N0524-0250	Alta LED-LL58 BK-Rcd 14W3000K	24
N0524-0251	Alta LED-LL58 BK-Rcd 14W4000K	24
N0524-0261	Alta LED-LL58 BK-Rcd 14W2700K	24
N0524-0262	Alta LED-LL58 BK-Rcd 14W3000K	24
N0524-0263	Alta LED-LL58 BK-Rcd 14W4000K	24
N0524-0273	Alta LED-LL58 BK-Ceil 14W2700K	24
N0524-0274	Alta LED-LL58 BK-Ceil 14W3000K	24
N0524-0275	Alta LED-LL58 BK-Ceil 14W4000K	24
N0524-0285	Alta LED-LL58 BK-Ceil 14W2700K	24
N0524-0286	Alta LED-LL58 BK-Ceil 14W3000K	24
N0524-0287	Alta LED-LL58 BK-Ceil 14W4000K	24
N0524-0297	Alta LED-LL58 WH-Rcd 14W2700K	24
N0524-0298	Alta LED-LL58 WH-Rcd 14W3000K	24
N0524-0299	Alta LED-LL58 WH-Rcd 14W4000K	24
N0524-0309	Alta LED-LL58 WH-Rcd 14W2700K	24
N0524-0310	Alta LED-LL58 WH-Rcd 14W3000K	24
N0524-0311	Alta LED-LL58 WH-Rcd 14W4000K	24
N0524-0321	Alta LED-LL58 WH-Ceil 14W2700K	24
N0524-0322	Alta LED-LL58 WH-Ceil 14W3000K	24
N0524-0323	Alta LED-LL58 WH-Ceil 14W4000K	24
N0524-0333	Alta LED-LL58 WH-Ceil 14W2700K	24
N0524-0334	Alta LED-LL58 WH-Ceil 14W3000K	24
N0524-0335	Alta LED-LL58 WH-Ceil 14W4000K	24

**Installation**

Recessed/surface Rcd: Recessed Ceil: Surface

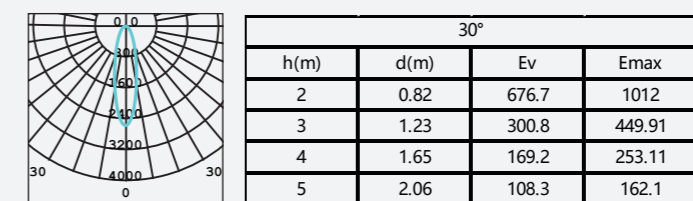
**IP**

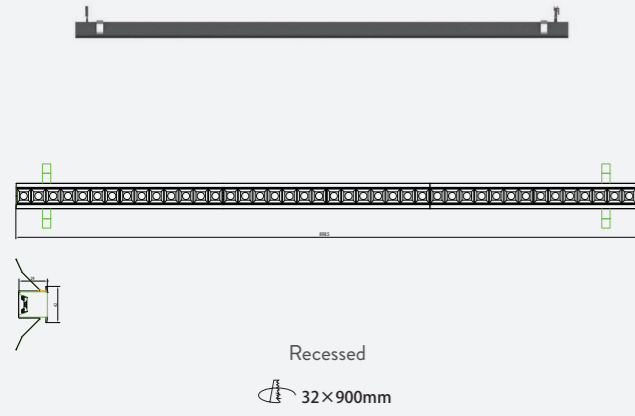
IP20

**Parameter**

Power: 14W Voltage: 24V  
 Luminaire light output: 850lm (Cold white) CRI: >90  
 Service life: 40000h Finishes: White/Black  
 Color temperature: 2700K/3000K/4000K BK: Black WH: white  
 PF & harmonic meet IEC61000-3-2.

**Photometry**





**LL58 21W**

Item code	Product description	Pcs/Carton
N0524-0252	Alta LED-LL58 BK-Rcd 21W2700K	24
N0524-0253	Alta LED-LL58 BK-Rcd 21W3000K	24
N0524-0254	Alta LED-LL58 BK-Rcd 21W4000K	24
N0524-0264	Alta LED-LL58 BK-Rcd 21W2700K	24
N0524-0265	Alta LED-LL58 BK-Rcd 21W3000K	24
N0524-0266	Alta LED-LL58 BK-Rcd 21W4000K	24
N0524-0276	Alta LED-LL58 BK-Ceil 21W2700K	24
N0524-0277	Alta LED-LL58 BK-Ceil 21W3000K	24
N0524-0278	Alta LED-LL58 BK-Ceil 21W4000K	24
N0524-0288	Alta LED-LL58 BK-Ceil 21W2700K	24
N0524-0289	Alta LED-LL58 BK-Ceil 21W3000K	24
N0524-0290	Alta LED-LL58 BK-Ceil 21W4000K	24
N0524-0300	Alta LED-LL58 WH-Rcd 21W2700K	24
N0524-0301	Alta LED-LL58 WH-Rcd 21W3000K	24
N0524-0302	Alta LED-LL58 WH-Rcd 21W4000K	24
N0524-0312	Alta LED-LL58 WH-Rcd 21W2700K	24
N0524-0313	Alta LED-LL58 WH-Rcd 21W3000K	24
N0524-0314	Alta LED-LL58 WH-Rcd 21W4000K	24
N0524-0324	Alta LED-LL58 WH-Ceil 21W2700K	24
N0524-0325	Alta LED-LL58 WH-Ceil 21W3000K	24
N0524-0326	Alta LED-LL58 WH-Ceil 21W4000K	24
N0524-0336	Alta LED-LL58 WH-Ceil 21W2700K	24
N0524-0337	Alta LED-LL58 WH-Ceil 21W3000K	24
N0524-0338	Alta LED-LL58 WH-Ceil 21W4000K	24

**Installation**

Recessed/surface Rcd: Recessed Ceil: Surface

**IP**

IP20

**Parameter**

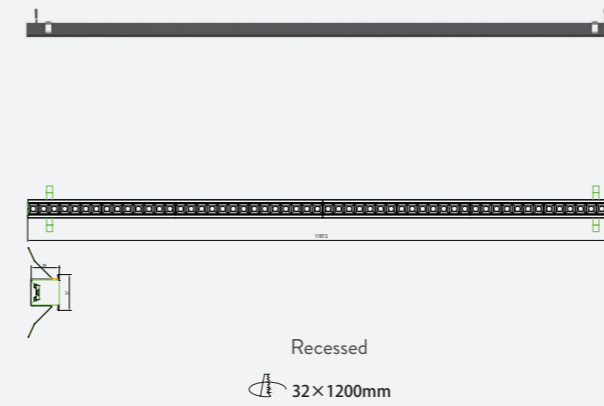
Power: 21W Voltage: 24V  
 Luminaire light output: 1270lm (Cold white) CRI: >90  
 Service life: 40000h Finishes: White/Black  
 Color temperature: 2700K/3000K/4000K BK: Black WH: white  
 PF & harmonic meet IEC61000-3-2.

**Photometry**



**ACCESSORIES**

Item code	Product description
N0524-0354	Pendant Accessory
N6524-0291	30W24V Constant Voltage Power Supply
N6524-0292	60W24V Constant Voltage Power Supply
N6524-0293	100W24V Constant Voltage Power Supply
N6524-0294	150W24V Constant Voltage Power Supply
N6524-0295	200W24V Constant Voltage Power Supply



**LL58 28W**

Item code	Product description	Luminous flux (lm)
N0524-0255	Alta LED-LL58 BK-Rcd 28W2700K	24
N0524-0256	Alta LED-LL58 BK-Rcd 28W3000K	24
N0524-0257	Alta LED-LL58 BK-Rcd 28W4000K	24
N0524-0267	Alta LED-LL58 BK-Rcd 28W2700K	24
N0524-0268	Alta LED-LL58 BK-Rcd 28W3000K	24
N0524-0269	Alta LED-LL58 BK-Rcd 28W4000K	24
N0524-0279	Alta LED-LL58 BK-Ceil 28W2700K	24
N0524-0280	Alta LED-LL58 BK-Ceil 28W3000K	24
N0524-0281	Alta LED-LL58 BK-Ceil 28W4000K	24
N0524-0291	Alta LED-LL58 BK-Ceil 28W2700K	24
N0524-0292	Alta LED-LL58 BK-Ceil 28W3000K	24
N0524-0293	Alta LED-LL58 BK-Ceil 28W4000K	24
N0524-0303	Alta LED-LL58 WH-Rcd 28W2700K	24
N0524-0304	Alta LED-LL58 WH-Rcd 28W3000K	24
N0524-0305	Alta LED-LL58 WH-Rcd 28W4000K	24
N0524-0315	Alta LED-LL58 WH-Rcd 28W2700K	24
N0524-0316	Alta LED-LL58 WH-Rcd 28W3000K	24
N0524-0317	Alta LED-LL58 WH-Rcd 28W4000K	24
N0524-0327	Alta LED-LL58 WH-Ceil 28W2700K	24
N0524-0328	Alta LED-LL58 WH-Ceil 28W3000K	24
N0524-0329	Alta LED-LL58 WH-Ceil 28W4000K	24
N0524-0339	Alta LED-LL58 WH-Ceil 28W2700K	24
N0524-0340	Alta LED-LL58 WH-Ceil 28W3000K	24
N0524-0341	Alta LED-LL58 WH-Ceil 28W4000K	24
N0524-0342	Alta LED-LL58 BK-Pendant 28W2700K	24
N0524-0343	Alta LED-LL58 BK-Pendant 28W3000K	24
N0524-0344	Alta LED-LL58 BK-Pendant 28W4000K	24
N0524-0345	Alta LED-LL58 WH-Pendant 28W2700K	24
N0524-0346	Alta LED-LL58 WH-Pendant 28W3000K	24
N0524-0347	Alta LED-LL58 WH-Pendant 28W4000K	24
N0524-0348	Alta LED-LL58 BK-Pendant 28W2700K	24
N0524-0349	Alta LED-LL58 BK-Pendant 28W3000K	24
N0524-0350	Alta LED-LL58 BK-Pendant 28W4000K	24
N0524-0351	Alta LED-LL58 WH-Pendant 28W2700K	24
N0524-0352	Alta LED-LL58 WH-Pendant 28W3000K	24
N0524-0353	Alta LED-LL58 WH-Pendant 28W4000K	24

**Installation**

Recessed/surface/pendant Rcd: Recessed Ceil: Surface

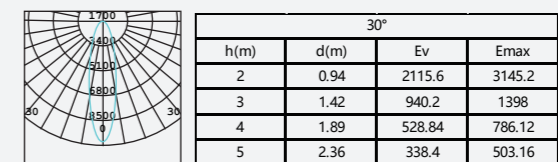
**IP**

IP20

**Parameter**

Power: 28W Voltage: 24V  
 Luminaire light output: 1690lm (Cold white) CRI: >90  
 Service life: 40000h Finishes: White/Black  
 Color temperature: 2700K/3000K/4000K BK: Black WH: white  
 PF & harmonic meet IEC61000-3-2.

**Photometry**



PL52



PL52

		UGR<19	CRI>80
External power supply	No flickering	IP20	

- **Professional optics**

The light of is soft and uniform, no flickering.

- **Anti-glare**

Microprismatic diffusion plate with anti-glare film, effectively prevent glare, UGR<19.

- **High luminous efficacy**

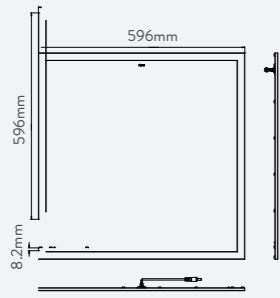
Luminous efficacy>110lm

- **Application**

Offices, high-end office buildings.







T-type

**PL52/S60**

Item code	Product description	Pcs/Carton
N67C4-0010	Alta LED-PL52 WH-60x60-Antiglare 36W3000K	6
N67C4-0011	Alta LED-PL52 WH-60x60-Antiglare 36W4000K	6
N67C4-0012	Alta LED-PL52 WH-60x60-Antiglare 36W5700K	6

**Installation**

Recessed T-type/by acc: pendant and surface

**IP**

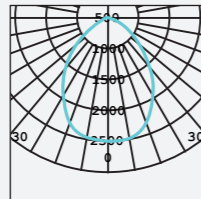
IP20

**Parameter**

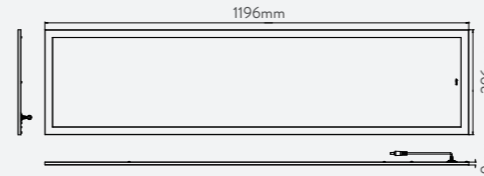
Power: 36W  
 Luminaire light output: 4000lm (Cold white)  
 Service life: 40000h  
 Color temperature: 3000K/4000K/5700K  
 PF & harmonic meet IEC61000-3-2.

Voltage: 220V  
 CRI: >80  
 Finishes: White  
 WH: white

**Photometry**



PL52 108°			
h(m)	d(m)	Ev	E <sub>max</sub>
2	3.2	285.4	491.9
3	4.8	126.8	218.6
4	6.4	71.4	123
5	8	45.7	78.7



T-type

**PL52/Q120**

Item code	Product description	Pcs/Carton
N67C4-0013	Alta LED-PL52 WH-30x120-Antiglare 36W3000K	6
N67C4-0014	Alta LED-PL52 WH-30x120-Antiglare 36W4000K	6
N67C4-0015	Alta LED-PL52 WH-30x120-Antiglare 36W5700K	6

**Installation**

Recessed T-type/by acc: pendant and surface

**IP**

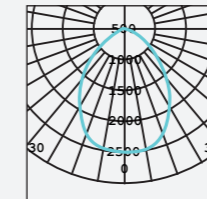
IP20

**Parameter**

Power: 36W  
 Luminaire light output: 4000lm (Cold white)  
 Service life: 40000h  
 Color temperature: 3000K/4000K/5700K  
 PF & harmonic meet IEC61000-3-2.

Voltage: 220V  
 CRI: >80  
 Finishes: White  
 WH: white

**Photometry**



PL52 108°			
h(m)	d(m)	Ev	E <sub>max</sub>
2	3.5	266.5	513.7
3	5.3	118.5	228.3
4	7.1	66.6	128.4
5	8.8	42.7	82.2

**ACCESSORIES**

Item code	Product description
N6724-0080	Pendant accessory kit
N67C4-0008	600*600 surface frame
N67C4-0009	300*1200 surface frame

ALTA  
PL52

ALTA  
LL58

# OLOT



Best solutions for project needs,  
wide ranges to cover all areas.



HS30



FD70



FM60



FD62



FU52



GR30



LL52




RS26



SS52



WP30





NATH



Highbay















# HS30














## HS30

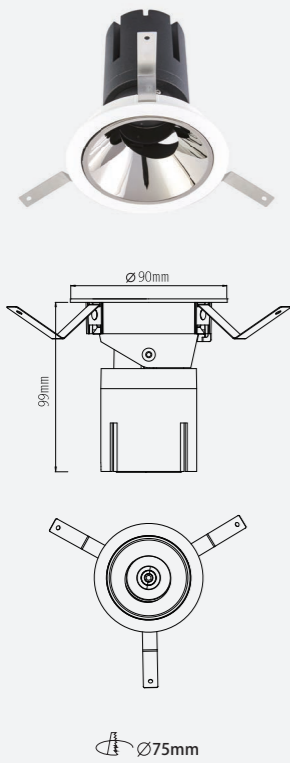
	UGR<10	IP44	IP20
CRI>90	R9>50	Metal body	Black reflector
External power supply			

- Professional Optics**  
 Black light technology, Philips COB, TIR optical system, smooth transition between bright and dark area.
- High color rendering index**  
 CRI>90, R9>50
- Anti-glare**  
 Ø75mm UGR<6, all series UGR<10
- Application**  
 High end hotels, offices, villas

HS30 Spotlight						
Picture						
Cutout	Ø75mm	Ø100mm	Ø125mm	Ø150mm	75*75mm	100*100mm
Beam Angle	15°/24°/38°	15°/24°/38°	15°/24°	15°/24°	15°/24°/38°	15°/24°/38°
Power	7W/9W/15W	20W	30W	40W	7W/9W/15W	20W
CCT	3000K/4000K	3000K/4000K	3000K/4000K	3000K/4000K	3000K/4000K	3000K/4000K
CRI	Ra>90	Ra>90	Ra>90	Ra>90	Ra>90	Ra>90
Color	Black	Black	Black	Black	Black	Black
Reflector						
Diver	on/off TRIAC/0-10Vcustomized	on/off TRIAC/0-10Vcustomized	on/off TRIAC/0-10Vcustomized	on/off TRIAC/0-10Vcustomized	on/off TRIAC/0-10Vcustomized	on/off TRIAC/0-10Vcustomized
Adjustable angle						
IP	IP20	IP20	IP20	IP20	IP20	IP20

HS30 Spotlight						
						
125*125mm	150*150mm	Ø75mm	Ø100mm	Ø125mm	Ø150mm	
15°/24°	15°/24°	15°/24°/38°	15°/24°/38°	15°/24°	15°/24°	
30W	40W	7W/9W/15W	20W	30W	40W	
3000K/4000K	3000K/4000K	3000K/4000K	3000K/4000K	3000K/4000K	3000K/4000K	
Ra>90	Ra>90	Ra>90	Ra>90	Ra>90	Ra>90	
Black	Black	Black	Black	Black	Black	
						
on/off TRIAC/0-10Vcustomized	on/off TRIAC/0-10Vcustomized	on/off TRIAC/0-10Vcustomized	on/off TRIAC/0-10Vcustomized	on/off TRIAC/0-10Vcustomized	on/off TRIAC/0-10Vcustomized	on/off TRIAC/0-10Vcustomized
		Non-adjustable	Non-adjustable	Non-adjustable	Non-adjustable	
IP20	IP20	IP44	IP44	IP44	IP44	

**HS30 7W Round/Square**



Item code	Product description	Pcs/Carton
N0424-0476	Olot LED-HS30 SR-RD 7W3000K15°	18
N0424-0477	Olot LED-HS30 BK-RD 7W3000K15°	18
N0424-0478	Olot LED-HS30 SR-RD 7W3000K24°	18
N0424-0479	Olot LED-HS30 BK-RD 7W3000K24°	18
N0424-0480	Olot LED-HS30 SR-RD 7W3000K38°	18
N0424-0481	Olot LED-HS30 BK-RD 7W3000K38°	18
N0424-0482	Olot LED-HS30 SR-RD 7W4000K15°	18
N0424-0483	Olot LED-HS30 BK-RD 7W4000K15°	18
N0424-0484	Olot LED-HS30 SR-RD 7W4000K24°	18
N0424-0485	Olot LED-HS30 BK-RD 7W4000K24°	18
N0424-0486	Olot LED-HS30 SR-RD 7W4000K38°	18
N0424-0487	Olot LED-HS30 BK-RD 7W4000K38°	18
N0424-0580	Olot LED-HS30 SR-SQ 7W3000K15°	18
N0424-0581	Olot LED-HS30 BK-SQ 7W3000K15°	18
N0424-0582	Olot LED-HS30 SR-SQ 7W3000K24°	18
N0424-0583	Olot LED-HS30 BK-SQ 7W3000K24°	18
N0424-0584	Olot LED-HS30 SR-SQ 7W3000K38°	18
N0424-0585	Olot LED-HS30 BK-SQ 7W3000K38°	18
N0424-0586	Olot LED-HS30 SR-SQ 7W4000K15°	18
N0424-0587	Olot LED-HS30 BK-SQ 7W4000K15°	18
N0424-0588	Olot LED-HS30 SR-SQ 7W4000K24°	18
N0424-0589	Olot LED-HS30 BK-SQ 7W4000K24°	18
N0424-0590	Olot LED-HS30 SR-SQ 7W4000K38°	18
N0424-0591	Olot LED-HS30 BK-SQ 7W4000K38°	18

**Installation**

Recessed RD: round SQ: square

**Reflector color**

Black/Silver Customized-matt silver/golden

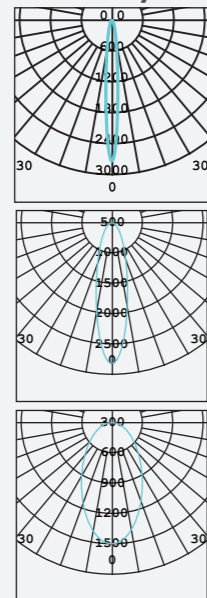
**IP**

IP20

**Parameter**

Power: 7W Voltage: 220V  
 LED luminous flux: 570 CRI: >90 R9>50  
 Luminaire light output: 430lm (Cold white) Finishes: Frame - white; body - black  
 Service life: 40000h SR: silver BK: black  
 Color temperature: 3000K/4000K  
 PF & harmonic meet IEC61000-3-2.

**Photometry**



15°			
h(m)	d(m)	Ev	Emax
2	0.5	526.7	798.4
3	0.8	234.1	354.8
4	1.1	131.7	199.6
5	1.3	84.3	127.7

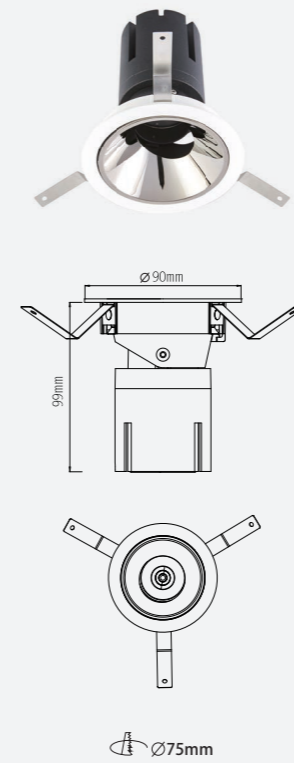
  

24°			
h(m)	d(m)	Ev	Emax
2	0.8	360	521.8
3	1.2	160	231.9
4	1.6	90	130.4
5	2	57.6	83.5

38°			
h(m)	d(m)	Ev	Emax
2	1.3	215.1	296.5
3	1.9	95.6	131.8
4	2.5	53.8	74.1
5	3.2	34.4	47.4

**HS30 9W Round/Square**



Item code	Product description	Pcs/Carton
N0424-0488	Olot LED-HS30 SR-RD 9W3000K15°	18
N0424-0489	Olot LED-HS30 BK-RD 9W3000K15°	18
N0424-0490	Olot LED-HS30 SR-RD 9W3000K24°	18
N0424-0491	Olot LED-HS30 BK-RD 9W3000K24°	18
N0424-0492	Olot LED-HS30 SR-RD 9W3000K38°	18
N0424-0493	Olot LED-HS30 BK-RD 9W3000K38°	18
N0424-0494	Olot LED-HS30 SR-RD 9W4000K15°	18
N0424-0495	Olot LED-HS30 BK-RD 9W4000K15°	18
N0424-0496	Olot LED-HS30 SR-RD 9W4000K24°	18
N0424-0497	Olot LED-HS30 BK-RD 9W4000K24°	18
N0424-0498	Olot LED-HS30 SR-RD 9W4000K38°	18
N0424-0499	Olot LED-HS30 BK-RD 9W4000K38°	18
N0424-0592	Olot LED-HS30 SR-SQ 9W3000K15°	18
N0424-0593	Olot LED-HS30 BK-SQ 9W3000K15°	18
N0424-0594	Olot LED-HS30 SR-SQ 9W3000K24°	18
N0424-0595	Olot LED-HS30 BK-SQ 9W3000K24°	18
N0424-0596	Olot LED-HS30 SR-SQ 9W3000K38°	18
N0424-0597	Olot LED-HS30 BK-SQ 9W3000K38°	18
N0424-0598	Olot LED-HS30 SR-SQ 9W4000K15°	18
N0424-0599	Olot LED-HS30 BK-SQ 9W4000K15°	18
N0424-0600	Olot LED-HS30 SR-SQ 9W4000K24°	18
N0424-0601	Olot LED-HS30 BK-SQ 9W4000K24°	18
N0424-0602	Olot LED-HS30 SR-SQ 9W4000K38°	18
N0424-0603	Olot LED-HS30 BK-SQ 9W4000K38°	18

**Installation**

Recessed RD: round SQ: square

**Reflector color**

Black/Silver Customized-matt silver/golden

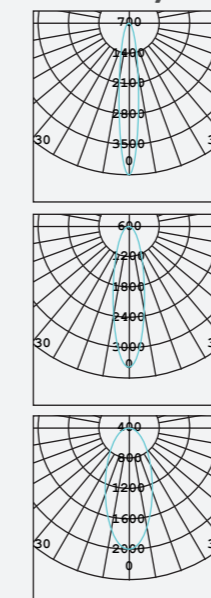
**IP**

IP20

**Parameter**

Power: 9W Voltage: 220V  
 LED luminous flux: 830 CRI: >90 R9>50  
 Luminaire light output: 660lm (Cold white) Finishes: Frame - white; body - black  
 Service life: 40000h SR: silver BK: black  
 Color temperature: 3000K/4000K  
 PF & harmonic meet IEC61000-3-2.

**Photometry**



15°			
h(m)	d(m)	Ev	Emax
2	0.5	652.6	990.1
3	0.8	290.1	440
4	1.1	163.2	247.5
5	1.3	104.4	158.4

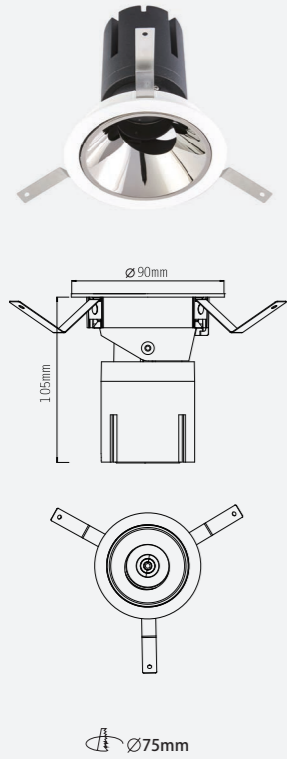
  

24°			
h(m)	d(m)	Ev	Emax
2	0.9	396.4	587.4
3	1.4	176.2	261
4	1.9	99.1	146.8
5	2.3	63.4	93.9

38°			
h(m)	d(m)	Ev	Emax
2	1.4	264	370.5
3	2	117.4	164.7
4	2.7	66	92.6
5	3.4	42.3	59.3

**HS30 15W Round/Square**



Item code	Product description	Pcs/Carton
N0424-0512	Olot LED-HS30 SR-RD 15W3000K15°	18
N0424-0513	Olot LED-HS30 BK-RD 15W3000K15°	18
N0424-0514	Olot LED-HS30 SR-RD 15W3000K24°	18
N0424-0515	Olot LED-HS30 BK-RD 15W3000K24°	18
N0424-0516	Olot LED-HS30 SR-RD 15W3000K38°	18
N0424-0517	Olot LED-HS30 BK-RD 15W3000K38°	18
N0424-0518	Olot LED-HS30 SR-RD 15W4000K15°	18
N0424-0519	Olot LED-HS30 BK-RD 15W4000K15°	18
N0424-0520	Olot LED-HS30 SR-RD 15W4000K24°	18
N0424-0521	Olot LED-HS30 BK-RD 15W4000K24°	18
N0424-0522	Olot LED-HS30 SR-RD 15W4000K38°	18
N0424-0523	Olot LED-HS30 BK-RD 15W4000K38°	18
N0424-0616	Olot LED-HS30 SR-SQ 15W3000K15°	18
N0424-0617	Olot LED-HS30 BK-SQ 15W3000K15°	18
N0424-0618	Olot LED-HS30 SR-SQ 15W3000K24°	18
N0424-0619	Olot LED-HS30 BK-SQ 15W3000K24°	18
N0424-0620	Olot LED-HS30 SR-SQ 15W3000K38°	18
N0424-0621	Olot LED-HS30 BK-SQ 15W3000K38°	18
N0424-0622	Olot LED-HS30 SR-SQ 15W4000K15°	18
N0424-0623	Olot LED-HS30 BK-SQ 15W4000K15°	18
N0424-0624	Olot LED-HS30 SR-SQ 15W4000K24°	18
N0424-0625	Olot LED-HS30 BK-SQ 15W4000K24°	18
N0424-0626	Olot LED-HS30 SR-SQ 15W4000K38°	18
N0424-0627	Olot LED-HS30 BK-SQ 15W4000K38°	18

**Installation**

Recessed RD: round SQ: square

**Reflector color**

Black/Silver Customized-matt silver/golden

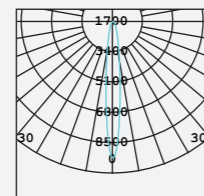
**IP**

IP20

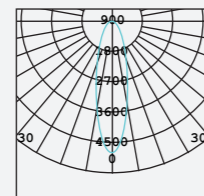
**Parameter**

Power: 15W Voltage: 220V  
 LED luminous flux: 1365 CRI: >90 R9>50  
 Luminaire light output: 870lm (Cold white) Finishes: Frame - white; body - black  
 Service life: 30000h SR: silver BK: black  
 Color temperature: 3000K/4000K  
 PF & harmonic meet IEC61000-3-2.

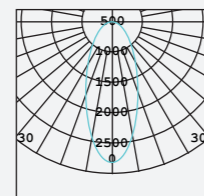
**Photometry**



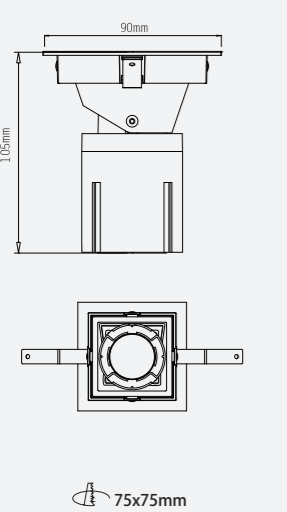
15°			
h(m)	d(m)	Ev	Emax
2	0.5	934.8	1418
3	0.8	415.5	630.4
4	1.1	233.7	354.6
5	1.3	149.6	227



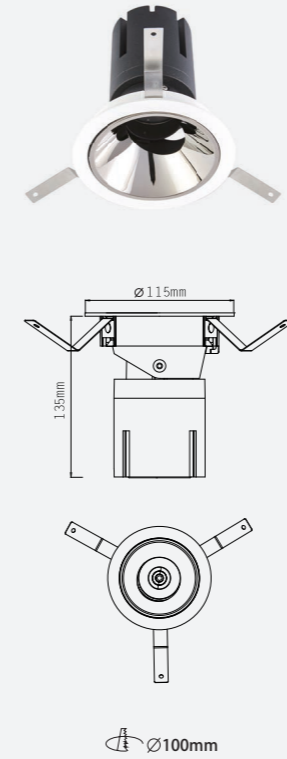
24°			
h(m)	d(m)	Ev	Emax
2	0.9	645	924.3
3	1.4	286.6	410.8
4	1.8	161.2	231.1
5	2.3	103.2	147.9



38°			
h(m)	d(m)	Ev	Emax
2	1.3	400.6	586.2
3	1.9	178	260.5
4	2.6	100.1	146.6
5	3.3	64.1	93.8



**HS30 20W Round/Square**



Item code	Product description	Pcs/Carton
N0424-0536	Olot LED-HS30 SR-RD 20W3000K15°	18
N0424-0537	Olot LED-HS30 BK-RD 20W3000K15°	18
N0424-0538	Olot LED-HS30 SR-RD 20W3000K24°	18
N0424-0539	Olot LED-HS30 BK-RD 20W3000K24°	18
N0424-0540	Olot LED-HS30 SR-RD 20W3000K38°	18
N0424-0541	Olot LED-HS30 BK-RD 20W3000K38°	18
N0424-0542	Olot LED-HS30 SR-RD 20W4000K15°	18
N0424-0543	Olot LED-HS30 BK-RD 20W4000K15°	18
N0424-0544	Olot LED-HS30 SR-RD 20W4000K24°	18
N0424-0545	Olot LED-HS30 BK-RD 20W4000K24°	18
N0424-0546	Olot LED-HS30 SR-RD 20W4000K38°	18
N0424-0547	Olot LED-HS30 BK-RD 20W4000K38°	18
N0424-0640	Olot LED-HS30 SR-SQ 20W3000K15°	18
N0424-0641	Olot LED-HS30 BK-SQ 20W3000K15°	18
N0424-0642	Olot LED-HS30 SR-SQ 20W3000K24°	18
N0424-0643	Olot LED-HS30 BK-SQ 20W3000K24°	18
N0424-0644	Olot LED-HS30 SR-SQ 20W3000K38°	18
N0424-0645	Olot LED-HS30 BK-SQ 20W3000K38°	18
N0424-0646	Olot LED-HS30 SR-SQ 20W4000K15°	18
N0424-0647	Olot LED-HS30 BK-SQ 20W4000K15°	18
N0424-0648	Olot LED-HS30 SR-SQ 20W4000K24°	18
N0424-0649	Olot LED-HS30 BK-SQ 20W4000K24°	18
N0424-0650	Olot LED-HS30 SR-SQ 20W4000K38°	18
N0424-0651	Olot LED-HS30 BK-SQ 20W4000K38°	18

**Installation**

Recessed RD: round SQ: square

**Reflector color**

Black/Silver Customized-matt silver/golden

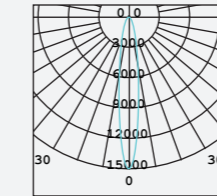
**IP**

IP20

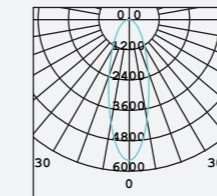
**Parameter**

Power: 20W Voltage: 220V  
 LED luminous flux: 1510 CRI: >90 R9>50  
 Luminaire light output: 1148lm (Cold white) Finishes: Frame - white; body - black  
 Service life: 30000h SR: silver BK: black  
 Color temperature: 3000K/4000K  
 PF & harmonic meet IEC61000-3-2.

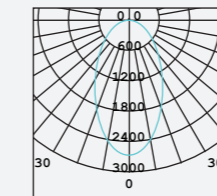
**Photometry**



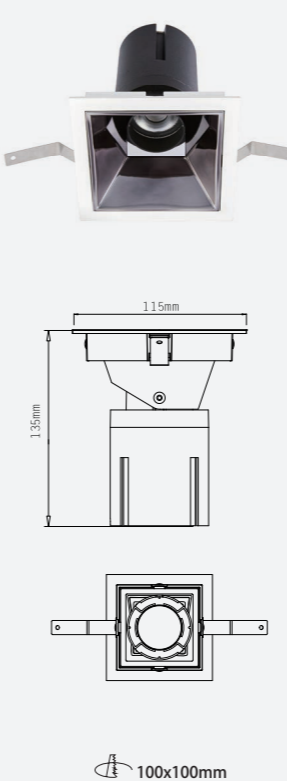
15°			
h(m)	d(m)	Ev	Emax
2	0.4	2098	3134
3	0.7	932.3	1393
4	0.9	524.4	783.4
5	1.1	335.6	501.4

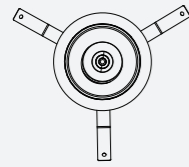
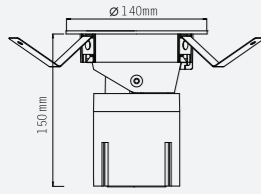


24°			
h(m)	d(m)	Ev	Emax
2	0.8	1128	1614
3	1.2	501.2	717.2
4	1.6	281.9	403.4
5	2	180.4	258.2

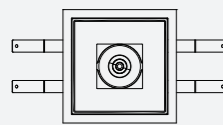
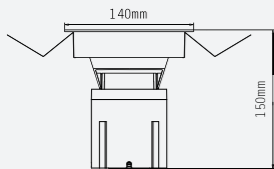



38°			
h(m)	d(m)	Ev	Emax
2	1.3	649.8	907.6
3	1.9	288.8	403.4
4	2.6	162.5	226.9
5	3.2	104	145.2





Ø125mm



125x125mm

### HS30 30W Round/Square

Item code	Product description	Pcs/Carton
N0424-0556	Olot LED-HS30 SR-RD 30W3000K15°	18
N0424-0557	Olot LED-HS30 BK-RD 30W3000K15°	18
N0424-0558	Olot LED-HS30 SR-RD 30W3000K24°	18
N0424-0559	Olot LED-HS30 BK-RD 30W3000K24°	18
N0424-0560	Olot LED-HS30 SR-RD 30W4000K15°	18
N0424-0561	Olot LED-HS30 BK-RD 30W4000K15°	18
N0424-0562	Olot LED-HS30 SR-RD 30W4000K24°	18
N0424-0563	Olot LED-HS30 BK-RD 30W4000K24°	18
N0424-0660	Olot LED-HS30 SR-SQ 30W3000K15°	18
N0424-0661	Olot LED-HS30 BK-SQ 30W3000K15°	18
N0424-0662	Olot LED-HS30 SR-SQ 30W3000K24°	18
N0424-0663	Olot LED-HS30 BK-SQ 30W3000K24°	18
N0424-0664	Olot LED-HS30 SR-SQ 30W4000K15°	18
N0424-0665	Olot LED-HS30 BK-SQ 30W4000K15°	18
N0424-0666	Olot LED-HS30 SR-SQ 30W4000K24°	18
N0424-0667	Olot LED-HS30 BK-SQ 30W4000K24°	18

#### Installation

Recessed RD: round SQ: square

#### Reflector color

Black/Silver Customized-matt silver/golden

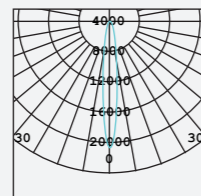
#### IP

IP20

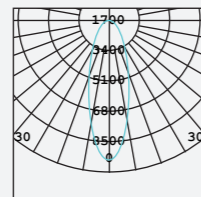
#### Parameter

Power: 30W Voltage: 220V  
 LED luminous flux: 2650 CRI: >90 R9>50  
 Luminaire light output: 1899lm (Cold white) Finishes: Frame - white; body - black  
 Service life: 30000h SR: silver BK: black  
 Color temperature: 3000K/4000K  
 PF & harmonic meet IEC61000-3-2.

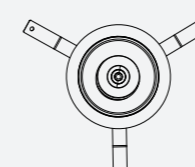
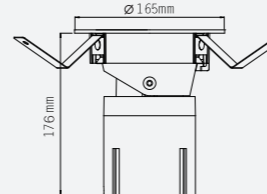
#### Photometry



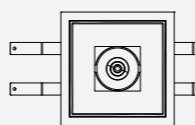
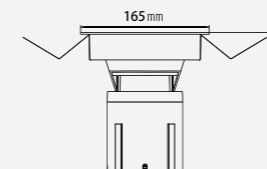
15°				
h(m)	d(m)	Ev	Emax	
2	0.5	2922	4148	
3	0.8	1299	1859	
4	1.1	730.4	1046	
5	1.4	467.5	669.4	



24°				
h(m)	d(m)	Ev	Emax	
2	0.9	1358	2054	
3	1.4	603.5	912.8	
4	1.9	339.5	513.5	
5	2.3	217.3	328.6	



Ø150mm



150x150mm

### HS30 40W Round/Square

Item code	Product description	Pcs/Carton
N0424-0572	Olot LED-HS30 SR-RD 40W3000K15°	8
N0424-0573	Olot LED-HS30 BK-RD 40W3000K15°	8
N0424-0574	Olot LED-HS30 SR-RD 40W3000K24°	8
N0424-0575	Olot LED-HS30 BK-RD 40W3000K24°	8
N0424-0576	Olot LED-HS30 SR-RD 40W4000K15°	8
N0424-0577	Olot LED-HS30 BK-RD 40W4000K15°	8
N0424-0578	Olot LED-HS30 SR-RD 40W4000K24°	8
N0424-0579	Olot LED-HS30 BK-RD 40W4000K24°	8
N0424-0676	Olot LED-HS30 SR-SQ 40W3000K15°	8
N0424-0677	Olot LED-HS30 BK-SQ 40W3000K15°	8
N0424-0678	Olot LED-HS30 SR-SQ 40W3000K24°	8
N0424-0679	Olot LED-HS30 BK-SQ 40W3000K24°	8
N0424-0680	Olot LED-HS30 SR-SQ 40W4000K15°	8
N0424-0681	Olot LED-HS30 BK-SQ 40W4000K15°	8
N0424-0682	Olot LED-HS30 SR-SQ 40W4000K24°	8
N0424-0683	Olot LED-HS30 BK-SQ 40W4000K24°	8

#### Installation

Recessed RD: round SQ: square

#### Reflector color

Black/Silver Customized-matt silver/golden

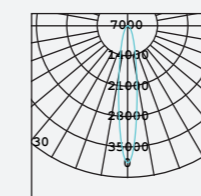
#### IP

IP20

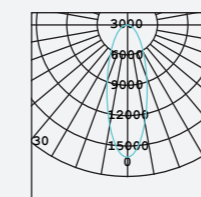
#### Parameter

Power: 40W Voltage: 220V  
 LED luminous flux: 4500 CRI: >90 R9>50  
 Luminaire light output: 2561lm (Cold white) Finishes: Frame - white; body - black  
 Service life: 30000h SR: silver BK: black  
 Color temperature: 3000K/4000K  
 PF & harmonic meet IEC61000-3-2.

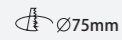
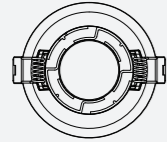
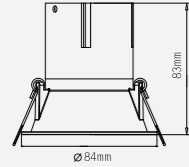
#### Photometry



15°				
h(m)	d(m)	Ev	Emax	
2	0.4	5111	7870	
3	0.6	2272	3498	
4	0.9	1278	1967	
5	1.1	817.8	1259	



24°				
h(m)	d(m)	Ev	Emax	
2	0.9	2250	3293	
3	1.3	1000	1464	
4	1.7	562.5	823.3	
5	2.2	360	526.9	



### HS30 7W White Round

Item code	Product description	Pcs/Carton
N0424-0684	Olot LED-HS30 WH-RD 7W3000K15°	18
N0424-0685	Olot LED-HS30 WH-RD 7W3000K24°	18
N0424-0686	Olot LED-HS30 WH-RD 7W3000K38°	18
N0424-0687	Olot LED-HS30 WH-RD 7W4000K15°	18
N0424-0688	Olot LED-HS30 WH-RD 7W4000K24°	18
N0424-0689	Olot LED-HS30 WH-RD 7W4000K38°	18

#### Installation

Recessed

#### Reflector color

Black/Silver Customized-matt silver/golden

#### IP

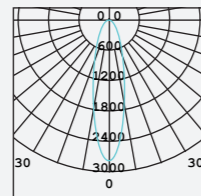
IP44

#### Parameter

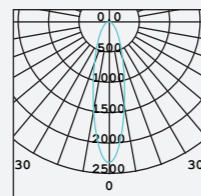
Power: 7W  
 LED luminous flux: 570  
 Luminaire light output: 480lm (Cold white)  
 Service life: 40000h  
 Color temperature: 3000K/4000K  
 PF & harmonic meet IEC61000-3-2.

Voltage: 220V  
 CRI: >90 R9>50  
 Finishes: Frame - white; body - black  
 WH: white

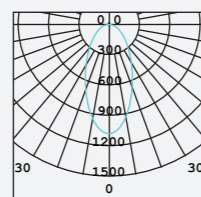
#### Photometry



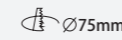
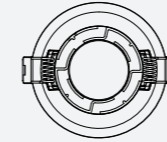
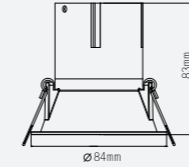
15°			
h(m)	d(m)	Ev	E <sub>max</sub>
2	0.5	495.4	728.7
3	0.8	220.2	323.9
4	1	123.8	182.2
5	1.3	79.2	116.6



24°			
h(m)	d(m)	Ev	E <sub>max</sub>
2	0.7	396.6	592.5
3	1.1	176.3	263.3
4	1.4	99.2	148.1
5	1.8	63.5	94.8



38°			
h(m)	d(m)	Ev	E <sub>max</sub>
2	1.4	202.7	284.2
3	2	90.1	126.3
4	2.7	50.7	71
5	3.4	32.4	45.5



### HS30 9W White Round

Item code	Product description	Pcs/Carton
N0424-0690	Olot LED-HS30 WH-RD 9W3000K15°	18
N0424-0691	Olot LED-HS30 WH-RD 9W3000K24°	18
N0424-0692	Olot LED-HS30 WH-RD 9W3000K38°	18
N0424-0693	Olot LED-HS30 WH-RD 9W4000K15°	18
N0424-0694	Olot LED-HS30 WH-RD 9W4000K24°	18
N0424-0695	Olot LED-HS30 WH-RD 9W4000K38°	18

#### Installation

Recessed

#### Reflector color

Black/Silver Customized-matt silver/golden

#### IP

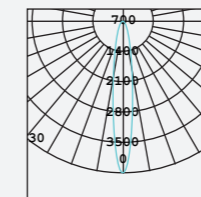
IP44

#### Parameter

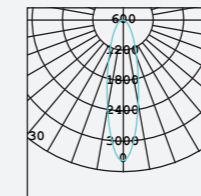
Power: 9W  
 LED luminous flux: 830  
 Luminaire light output: 750lm (Cold white)  
 Service life: 40000h  
 Color temperature: 3000K/4000K  
 PF & harmonic meet IEC61000-3-2.

Voltage: 220V  
 CRI: >90 R9>50  
 Finishes: Frame - white; body - black  
 WH: white

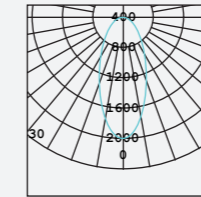
#### Photometry



15°			
h(m)	d(m)	Ev	E <sub>max</sub>
2	0.6	586.1	868
3	0.9	260.5	385.8
4	1.2	146.5	217
5	1.5	93.8	138.9

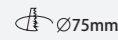
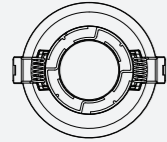
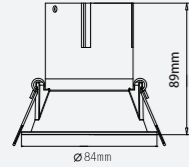


24°			
h(m)	d(m)	Ev	E <sub>max</sub>
2	0.8	489.1	690.5
3	1.2	217.4	306.9
4	1.7	122.3	172.6
5	2.1	78.3	110.5



38°			
h(m)	d(m)	Ev	E <sub>max</sub>
2	1.4	276.2	411.5
3	2.1	122.8	182.9
4	2.8	69.1	102.9
5	3.5	44.1	65.8





### HS30 15W White Round

Item code	Product description	Pcs/Carton
N0424-0702	Olot LED-HS30 WH-RD 15W3000K15°	18
N0424-0703	Olot LED-HS30 WH-RD 15W3000K24°	18
N0424-0704	Olot LED-HS30 WH-RD 15W3000K38°	18
N0424-0705	Olot LED-HS30 WH-RD 15W4000K15°	18
N0424-0706	Olot LED-HS30 WH-RD 15W4000K24°	18
N0424-0707	Olot LED-HS30 WH-RD 15W4000K38°	18

#### Installation

Recessed

#### Reflector color

Black/Silver Customized-matt silver/golden

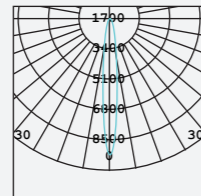
#### IP

IP44

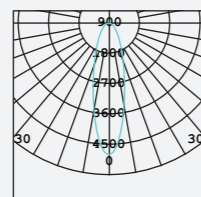
#### Parameter

Power: 15W Voltage: 220V  
 LED luminous flux: 1365 CRI: >90 R9>50  
 Luminaire light output: 1020lm (Cold white) Finishes: Frame - white; body - black  
 Service life: 30000h WH: white  
 Color temperature: 3000K/4000K  
 PF & harmonic meet IEC61000-3-2.

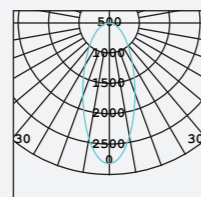
#### Photometry



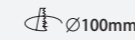
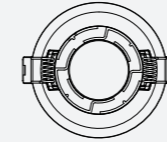
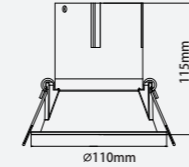
15°			
h(m)	d(m)	Ev	E <sub>max</sub>
2	0.5	1389	2102
3	0.7	617.5	934.4
4	0.9	347.3	525.6
5	1.2	222.3	336.4



24°			
h(m)	d(m)	Ev	E <sub>max</sub>
2	0.8	751.8	1031
3	1.3	334.1	458.3
4	1.7	188	257.8
5	2.1	120.3	165



38°			
h(m)	d(m)	Ev	E <sub>max</sub>
2	1.3	396.3	585
3	1.9	176.2	260
4	2.5	99.1	146.2
5	3.2	63.4	93.6



### HS30 20W White Round

Item code	Product description	Pcs/Carton
N0424-0714	Olot LED-HS30 WH-RD 20W3000K15°	18
N0424-0715	Olot LED-HS30 WH-RD 20W3000K24°	18
N0424-0716	Olot LED-HS30 WH-RD 20W3000K38°	18
N0424-0717	Olot LED-HS30 WH-RD 20W4000K15°	18
N0424-0718	Olot LED-HS30 WH-RD 20W4000K24°	18
N0424-0719	Olot LED-HS30 WH-RD 20W4000K38°	18

#### Installation

Recessed

#### Reflector color

Black/Silver Customized-matt silver/golden

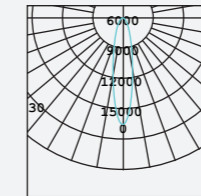
#### IP

IP44

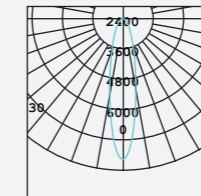
#### Parameter

Power: 20W Voltage: 220V  
 LED luminous flux: 1510 CRI: >90 R9>50  
 Luminaire light output: 1290lm (Cold white) Finishes: Frame - white; body - black  
 Service life: 30000h WH: white  
 Color temperature: 3000K/4000K  
 PF & harmonic meet IEC61000-3-2.

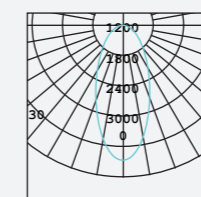
#### Photometry



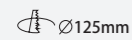
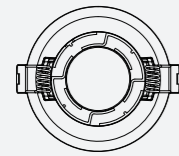
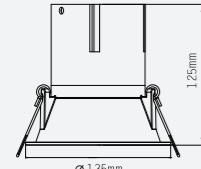
15°			
h(m)	d(m)	Ev	E <sub>max</sub>
2	0.5	1870	2603
3	0.7	831.3	1157
4	0.9	467.6	650.7
5	1.2	299.3	416.5



24°			
h(m)	d(m)	Ev	E <sub>max</sub>
2	0.8	1019	1422
3	1.3	452.8	632.2
4	1.7	254.7	355.6
5	2.1	163	227.6



38°			
h(m)	d(m)	Ev	E <sub>max</sub>
2	1.4	476.1	688.7
3	2.1	211.6	306.1
4	2.7	119	172.2
5	3.4	76.2	110.2



### HS30 30W White Round

Item code	Product description	Pcs/Carton
N0424-0724	Olot LED-HS30 WH-RD 30W3000K15°	18
N0424-0725	Olot LED-HS30 WH-RD 30W3000K24°	18
N0424-0726	Olot LED-HS30 WH-RD 30W4000K15°	18
N0424-0727	Olot LED-HS30 WH-RD 30W4000K24°	18

#### Installation

Recessed

#### Reflector color

Black/Silver Customized-matt silver/golden

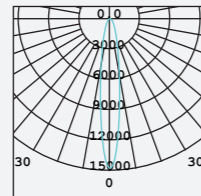
#### IP

IP44

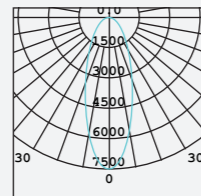
#### Parameter

Power: 30W Voltage: 220V  
 LED luminous flux: 2650 CRI: >90 R9>50  
 Luminaire light output: 2103lm (Cold white) Finishes: Frame - white; body - black  
 Service life: 30000h WH: white  
 Color temperature: 3000K/4000K  
 PF & harmonic meet IEC61000-3-2.

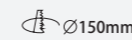
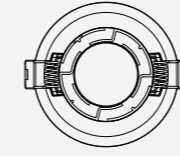
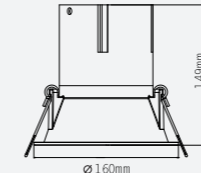
#### Photometry



15°			
h(m)	d(m)	Ev	E <sub>max</sub>
2	0.5	2718	3782
3	0.8	1208	1681
4	1.1	679.4	945.6
5	1.4	434.8	605.2



24°			
h(m)	d(m)	Ev	E <sub>max</sub>
2	0.9	1343	1884
3	1.5	596.8	837.6
4	1.9	335.7	471.1
5	2.5	214.9	301.5



### HS30 40W White Round

Item code	Product description	Pcs/Carton
N0424-0732	Olot LED-HS30 WH-RD 40W3000K15°	8
N0424-0733	Olot LED-HS30 WH-RD 40W3000K24°	8
N0424-0734	Olot LED-HS30 WH-RD 40W4000K15°	8
N0424-0735	Olot LED-HS30 WH-RD 40W4000K24°	8

#### Installation

Recessed

#### Reflector color

Black/Silver Customized-matt silver/golden

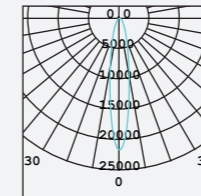
#### IP

IP44

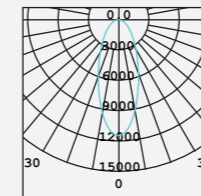
#### Parameter

Power: 40W Voltage: 220V  
 LED luminous flux: 4500 CRI: >90 R9>50  
 Luminaire light output: 2709lm (Cold white) Finishes: Frame - white; body - black  
 Service life: 30000h WH: white  
 Color temperature: 3000K/4000K  
 PF & harmonic meet IEC61000-3-2.

#### Photometry





15°			
h(m)	d(m)	Ev	E <sub>max</sub>
2	0.5	3835	5555
3	0.7	1705	2469
4	0.9	958.9	1389
5	1.1	613.7	888.9



24°			
h(m)	d(m)	Ev	E <sub>max</sub>
2	0.9	2011	2953
3	1.3	893.9	1313
4	1.8	502.8	738.3
5	2.2	321.8	472.5

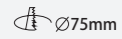
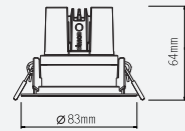
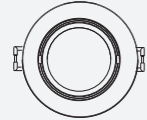
# FD70



## FD70

	External power supply	CRI>80
IP20	IP44	IP65

- Professional Optics**  
 Apply COB chip, high luminous efficacy
- IP level**  
 IP20/IP44/IP65, to satisfy different environment and usage.
- Stable performance**  
 ADC10 die-casting aluminum, better heat dissipation and stable performance.
- Ellegant design**  
 Frameless design, frame only 5mm.
- Application**  
 Hotels, high end residentials.



**FD70 white round IP20**

Item code	Product description	Pcs/Carton
N04C4-1026	Olot LED-FD70 WH-RD 8W2700K40° IP20	20
N04C4-1027	Olot LED-FD70 WH-RD 8W3000K40° IP20	20
N04C4-1028	Olot LED-FD70 WH-RD 8W4000K40° IP20	20

**Installation**

Recessed RD: Round

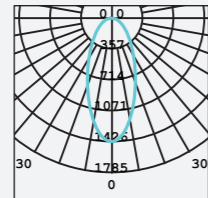
**IP**

IP20

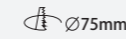
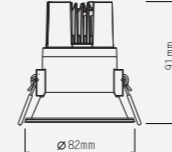
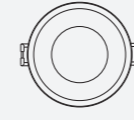
**Parameter**

Power: 8W Voltage: 220V  
 LED luminous flux: 960 CRI: >80  
 Luminaire light output: 650lm (Cold white) Finishes: White  
 Service life: 40000h WH: white  
 Color temperature: 2700K/3000K/4000K  
 PF & harmonic meet IEC61000-3-2.

**Photometry**



40°			
h(m)	d(m)	Ev	E <sub>max</sub>
2	1.9	99.8	365.1
3	2.3	44.3	162.3
4	2.7	24.9	91.3
5	3.7	15.9	58.4



**FD70 white round IP44**

Item code	Product description	Pcs/Carton
N04C4-1032	Olot LED-FD70 WH-RD 8W2700K40° IP44	20
N04C4-1033	Olot LED-FD70 WH-RD 8W3000K40° IP44	20
N04C4-1034	Olot LED-FD70 WH-RD 8W4000K40° IP44	20

**Installation**

Recessed RD: Round

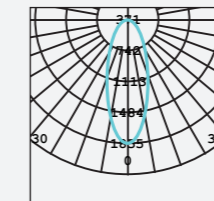
**IP**

IP44

**Parameter**

Power: 8W Voltage: 220V  
 LED luminous flux: 960 CRI: >80  
 Luminaire light output: 623lm (Cold white) Finishes: White  
 Service life: 40000h WH: white  
 Color temperature: 2700K/3000K/4000K  
 PF & harmonic meet IEC61000-3-2.

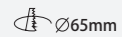
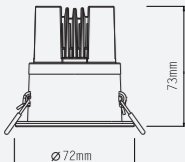
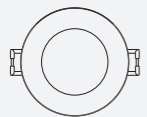
**Photometry**



40°			
h(m)	d(m)	Ev	E <sub>max</sub>
2	1.9	123.1	361.2
3	2.3	54.7	160.5
4	2.7	30.8	90.3
5	3.7	19.7	57.8

OLOT

FD70



**FD70 white round IP65**

Item code	Product description	Luminous flux (lm)
N04C4-1029	Olot LED-FD70 WH-RD 8W2700K40° IP65	20
N04C4-1030	Olot LED-FD70 WH-RD 8W3000K40° IP65	20
N04C4-1031	Olot LED-FD70 WH-RD 8W4000K40° IP65	20

**Installation**

Recessed RD: Round

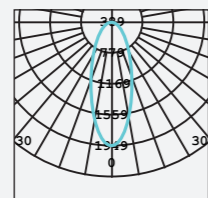
**IP**

IP65

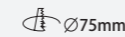
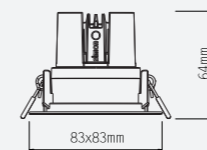
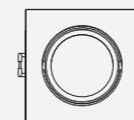
**Parameter**

Power: 8W Voltage: 220V  
 LED luminous flux: 960 CRI: >80  
 Luminaire light output: 662lm (Cold white) Finishes: White  
 Service life: 40000h WH: white  
 Color temperature: 2700K/3000K/4000K  
 PF & harmonic meet IEC61000-3-2.

**Photometry**



40°			
h(m)	d(m)	Ev	E <sub>max</sub>
2	1.9	144.7	389.9
3	2.3	64.3	173.3
4	2.7	36.2	97.5
5	3.7	23.2	62.4



**FD70 white square IP20**

Item code	Product description	Pcs/Carton
N04C4-1035	Olot LED-FD70 WH-SQ 8W2700K40° IP20	20
N04C4-1036	Olot LED-FD70 WH-SQ 8W3000K40° IP20	20
N04C4-1037	Olot LED-FD70 WH-SQ 8W4000K40° IP20	20

**Installation**

Recessed SQ: Square

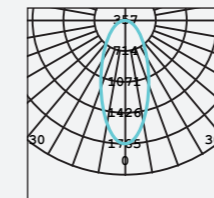
**IP**

IP20

**Parameter**

Power: 8W Voltage: 220V  
 LED luminous flux: 960 CRI: >80  
 Luminaire light output: 620lm (Cold white) Finishes: White  
 Service life: 40000h WH: white  
 Color temperature: 2700K/3000K/4000K  
 PF & harmonic meet IEC61000-3-2.

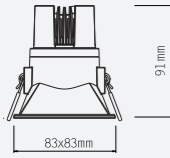
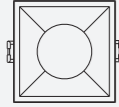
**Photometry**



40°			
h(m)	d(m)	Ev	E <sub>max</sub>
2	1.9	94.7	357.2
3	2.3	42.1	158.8
4	2.7	23.7	89.3
5	3.7	15.2	57.2

OLOT

FD70



**FD70 white square IP44**

Item code	Product description	Pcs/Carton
N04C4-1038	Olot LED-FD70 WH-SQ 8W2700K40° IP44	20
N04C4-1039	Olot LED-FD70 WH-SQ 8W3000K40° IP44	20
N04C4-1040	Olot LED-FD70 WH-SQ 8W4000K40° IP44	20

**Installation**

Recessed      SQ: Square

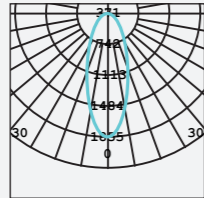
**IP**

IP44

**Parameter**

Power: 8W      Voltage: 220V  
 LED luminous flux: 960      CRI: >80  
 Luminaire light output: 707lm (Cold white)      Finishes: White  
 Service life: 40000h      WH: white  
 Color temperature: 2700K/3000K/4000K  
 PF & harmonic meet IEC61000-3-2.

**Photometry**



40°			
h(m)	d(m)	Ev	E <sub>max</sub>
2	1.9	135.4	371.3
3	2.3	60.2	164.9
4	2.7	33.9	92.8
5	3.7	21.7	59.4



## FM60

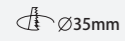
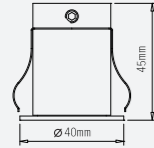
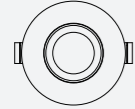


## Recessed Spot Light FM60

	UGR<14	CRI>95
--	--------	--------

IP20	External power supply	Metal body
------	-----------------------	------------

- Professional Optics**  
 CRI>95, excellent color rendering index.
- Delicate design**  
 Small and delicate design, cutout only Ø35/Ø45/Ø55mm.
- Anti-glare**  
 Hide the light source deeply, UGR<14, smooth transition between bright and dark area.
- Application**  
 Hotels, high end residentials, shopping malls.



### FM60 3W

Item code	Product description	Pcs/Carton
N04C4-1061	Olot LED-FM60 3W3000K12°	48
N04C4-1062	Olot LED-FM60 3W4000K12°	48
N04C4-1063	Olot LED-FM60 3W3000K20°	48
N04C4-1064	Olot LED-FM60 3W4000K20°	48

#### Installation

Recessed

#### IP

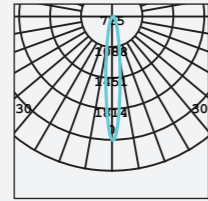
IP20

#### Parameter

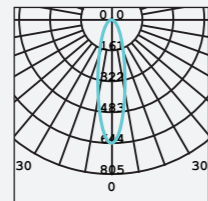
Power: 3W  
 LED luminous flux: 360  
 Luminaire light output: 135lm (Cold white)  
 Service life: 40000h  
 Color temperature: 3000K/4000K  
 PF & harmonic meet IEC61000-3-2.

Voltage: 220V  
 CRI: >95  
 Finishes: Frame - white  
 Body - Grey

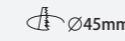
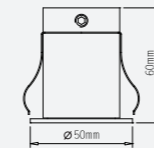
#### Photometry



12°			
h(m)	d(m)	Ev	E <sub>max</sub>
2	0.5	111.9	360.2
3	0.7	49.7	160.1
4	1	27.9	90
5	1.1	17.9	57.6



20°			
h(m)	d(m)	Ev	E <sub>max</sub>
2	0.8	55.2	101
3	1.1	24.5	71.5
4	1.5	13.8	40.2
5	1.9	8.8	25.7



### FM60 5W

Item code	Product description	Pcs/Carton
N04C4-1065	Olot LED-FM60 5W3000K12°	48
N04C4-1066	Olot LED-FM60 5W4000K12°	48
N04C4-1067	Olot LED-FM60 5W3000K20°	48
N04C4-1068	Olot LED-FM60 5W4000K20°	48

#### Installation

Recessed

#### IP

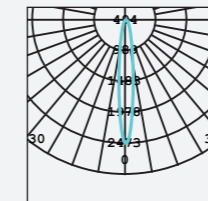
IP20

#### Parameter

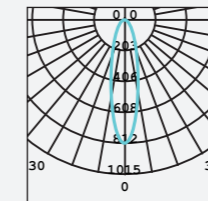
Power: 5W  
 LED luminous flux: 600  
 Luminaire light output: 190lm (Cold white)  
 Service life: 40000h  
 Color temperature: 3000K/4000K  
 PF & harmonic meet IEC61000-3-2.

Voltage: 220V  
 CRI: >95  
 Finishes: Frame - white  
 Body - Grey

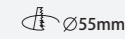
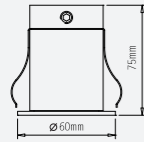
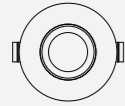
#### Photometry



12°			
h(m)	d(m)	Ev	E <sub>max</sub>
2	0.5	163.1	494.5
3	0.7	72.5	219.8
4	1	40.8	123.6
5	1.1	26.1	79.1



20°			
h(m)	d(m)	Ev	E <sub>max</sub>
2	0.8	67.3	201
3	1.2	29.9	89.7
4	1.6	16.8	50.4
5	2	10.7	32.3



### FM60 7W

Item code	Product description	Pcs/Carton
N04C4-1069	Olot LED-FM60 7W3000K12°	32
N04C4-1070	Olot LED-FM60 7W4000K12°	32
N04C4-1071	Olot LED-FM60 7W3000K20°	32
N04C4-1072	Olot LED-FM60 7W4000K20°	32
N04C4-1073	Olot LED-FM60 7W3000K30°	32
N04C4-1081	Olot LED-FM60 7W4000K30°	32

### Installation

Recessed

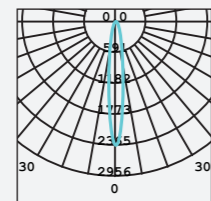
### IP

IP20

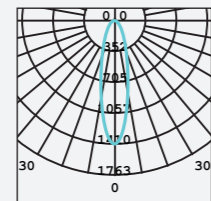
### Parameter

Power: 7W	Voltage: 220V
LED luminous flux: 840	CRI: >95
Luminaire light output: 280lm (Cold white)	Finishes: Frame - white
Service life: 40000h	Body - Grey
Color temperature: 3000K/4000K	
PF & harmonic meet IEC61000-3-2.	

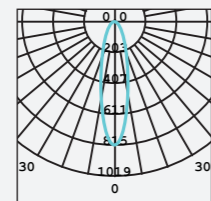
### Photometry



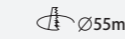
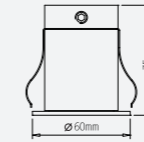
12°			
h(m)	d(m)	Ev	E <sub>max</sub>
2	0.5	200	591
3	0.8	88.9	262
4	1	50.0	147
5	1.3	32.0	94.6



20°			
h(m)	d(m)	Ev	E <sub>max</sub>
2	0.8	113.3	352.6
3	1.2	50.4	167.7
4	1.5	28.3	88.2
5	1.8	18.1	56.4



30°			
h(m)	d(m)	Ev	E <sub>max</sub>
2	1	71.1	230.8
3	1.6	31.6	90.6
4	2.1	17.8	50.9
5	2.5	11.4	32.6



### FM60 9W

Item code	Product description	Pcs/Carton
N04C4-1075	Olot LED-FM60 9W3000K12°	32
N04C4-1076	Olot LED-FM60 9W4000K12°	32
N04C4-1077	Olot LED-FM60 9W3000K20°	32
N04C4-1078	Olot LED-FM60 9W4000K20°	32
N04C4-1079	Olot LED-FM60 9W3000K30°	32
N04C4-1080	Olot LED-FM60 9W4000K30°	32

### Installation

Recessed

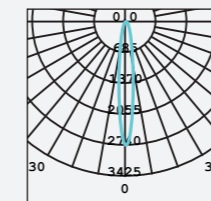
### IP

IP20

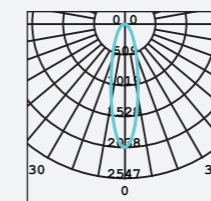
### Parameter

Power: 9W	Voltage: 220V
LED luminous flux: 1080	CRI: >95
Luminaire light output: 360lm (Cold white)	Finishes: Frame - white
Service life: 40000h	Body - Grey
Color temperature: 3000K/4000K	
PF & harmonic meet IEC61000-3-2.	

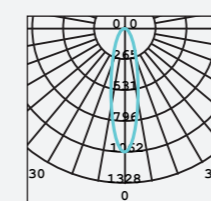
### Photometry



12°			
h(m)	d(m)	Ev	E <sub>max</sub>
2	0.5	217	685
3	0.8	96.8	304
4	1	54.4	171
5	1.3	34.8	109




20°			
h(m)	d(m)	Ev	E <sub>max</sub>
2	0.8	153.5	509.5
3	1.2	68	226.5
4	1.5	38.4	127.4
5	1.8	24.6	81.5



30°			
h(m)	d(m)	Ev	E <sub>max</sub>
2	1	90.5	265
3	1.6	40.2	117.9
4	2.1	22.6	66.3
5	2.5	14.5	42.4



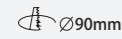
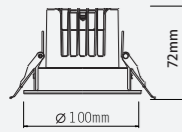
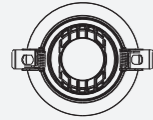
# FD62



## FD62

	UGR<19	CRI>80
IP20	External power supply	Metal body

- **Professional Optics**  
UGR<19, beam angle 60°, light evenly.
- **Good quality**  
Simple and elegant appearance, professional surface treatment process.
- **Multiple choice**  
Ø90mm/Ø100mm/Ø125mm/Ø158mm  
7W/9W/15W/20W/30W/40W
- **Application**  
Hotels, offices, shopping malls



### FD62 7W

Item code	Product description	Pcs/Carton
N0324-0475	Olot LED-DL-FD62 7W3000K60°	30
N0324-0476	Olot LED-DL-FD62 7W4000K60°	30
N0324-0477	Olot LED-DL-FD62 7W6000K60°	30

#### Installation

Recessed

#### IP

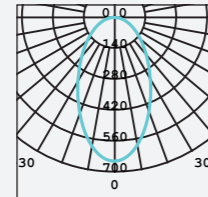
IP20

#### Parameter

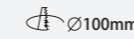
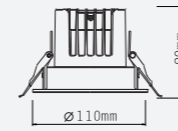
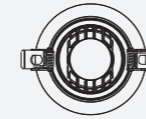
Power: 7W  
 Luminaire light output: 571lm (Cold white)  
 Service life: 40000h  
 Color temperature: 3000K/4000K/6000K  
 PF & harmonic meet IEC61000-3-2.

Voltage: 220V  
 CRI: >80  
 Finishes: Frame - white  
 Heat sink - black

#### Photometry



60°			
h(m)	d(m)	Ev	E <sub>max</sub>
2	2.1	102.2	165
3	3.1	45.4	73.3
4	4.2	25.6	41.3
5	5.2	16.4	26.4



### FD62 15W

Item code	Product description	Pcs/Carton
N0324-0481	Olot LED-DL-FD62 15W3000K60°	18
N0324-0482	Olot LED-DL-FD62 15W4000K60°	18
N0324-0486	Olot LED-DL-FD62 15W6000K60°	18

#### Installation

Recessed

#### IP

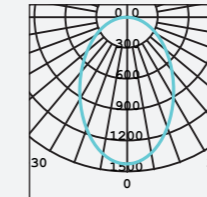
IP20

#### Parameter

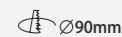
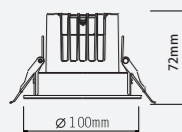
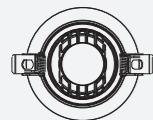
Power: 15W  
 Luminaire light output: 1381lm (Cold white)  
 Service life: 40000h  
 Color temperature: 3000K/4000K/6000K  
 PF & harmonic meet IEC61000-3-2.

Voltage: 220V  
 CRI: >80  
 Finishes: Frame - white  
 Heat sink - black

#### Photometry



60°			
h(m)	d(m)	Ev	E <sub>max</sub>
2	2.3	233.2	390.2
3	3.4	103.6	173
4	4.6	58.3	97.6
5	5.7	37.3	62.4



### FD62 9W

Item code	Product description	Pcs/Carton
N0324-0478	Olot LED-DL-FD62 9W3000K60°	30
N0324-0479	Olot LED-DL-FD62 9W4000K60°	30
N0324-0480	Olot LED-DL-FD62 9W6000K60°	30

#### Installation

Recessed

#### IP

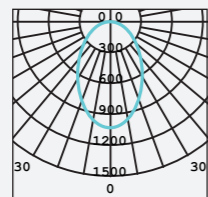
IP20

#### Parameter

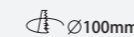
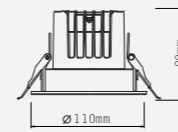
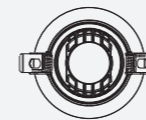
Power: 9W  
 Luminaire light output: 720lm (Cold white)  
 Service life: 40000h  
 Color temperature: 3000K/4000K/6000K  
 PF & harmonic meet IEC61000-3-2.

Voltage: 220V  
 CRI: >80  
 Finishes: Frame - white  
 Heat sink - black

#### Photometry



60°			
h(m)	d(m)	Ev	E <sub>max</sub>
2	1.9	168.4	272.5
3	2.9	74.9	212.1
4	3.8	42.1	68.1
5	4.8	26.9	43.6



### FD62 20W

Item code	Product description	Pcs/Carton
N0324-0487	Olot LED-DL-FD62 20W3000K60°	18
N0324-0488	Olot LED-DL-FD62 20W4000K60°	18
N0324-0489	Olot LED-DL-FD62 20W6000K60°	18

#### Installation

Recessed

#### IP

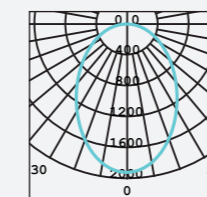
IP20

#### Parameter

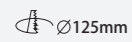
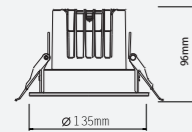
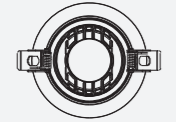
Power: 20W  
 Luminaire light output: 1800lm (Cold white)  
 Service life: 40000h  
 Color temperature: 3000K/4000K/6000K  
 PF & harmonic meet IEC61000-3-2.

Voltage: 220V  
 CRI: >80  
 Finishes: Frame - white  
 Heat sink - black

#### Photometry



60°			
h(m)	d(m)	Ev	E <sub>max</sub>
2	2.3	301	505.7
3	3.4	133.8	224.8
4	4.6	75.2	126.4
5	5.7	48.1	80.9



### FD62 30W

Item code	Product description	Pcs/Carton
N0324-0490	Olot LED-DL-FD62 30W3000K60°	12
N0324-0491	Olot LED-DL-FD62 30W4000K60°	12
N0324-0492	Olot LED-DL-FD62 30W6000K60°	12

#### Installation

Recessed

#### IP

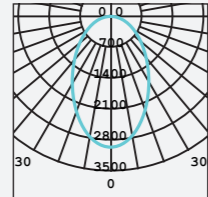
IP20

#### Parameter

Power: 30W  
 Luminaire light output: 2700lm (Cold white)  
 Service life: 40000h  
 Color temperature: 3000K/4000K/6000K  
 PF & harmonic meet IEC61000-3-2.

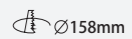
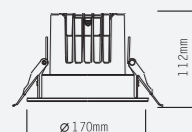
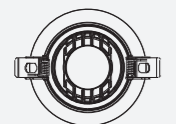
Voltage: 220V  
 CRI: >80  
 Finishes: Frame - white  
 Heat sink - black

#### Photometry



60°			
h(m)	d(m)	Ev	E <sub>max</sub>
2	2.4	492.9	648.8
3	3.5	167.5	288.3
4	4.7	94.2	162.2
5	5.9	60.3	103.8

### FD62 40W



Item code	Product description	Pcs/Carton
N0324-0493	Olot LED-DL-FD62 40W3000K60°	10
N0324-0494	Olot LED-DL-FD62 40W4000K60°	10
N0324-0495	Olot LED-DL-FD62 40W6000K60°	10

#### Installation

Recessed

#### IP

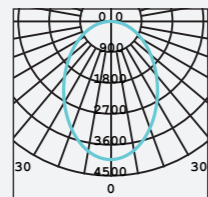
IP20

#### Parameter

Power: 40W  
 Luminaire light output: 3600lm (Cold white)  
 Service life: 40000h  
 Color temperature: 3000K/4000K/6000K  
 PF & harmonic meet IEC61000-3-2.

Voltage: 220V  
 CRI: >80  
 Finishes: Frame - white  
 Heat sink - black

#### Photometry



60°			
h(m)	d(m)	Ev	E <sub>max</sub>
2	1.9	645	1070
3	2.9	286.7	475.6
4	3.8	161.3	267.5
5	4.8	103.2	171.2



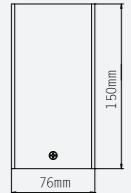
# FU52



## Surface Downlight FU52

	UGR<19	CRI>80
Build-in power supply	IP20	Square/Round

- Professional Optics**  
 Good quality COB chip, good color rendering.
- Anti-glare**  
 UGR<19, 10W<UGR<16
- Seamless appearance**  
 Integrated ADC12 aluminum die-cast shell, matt color and seamless appearance, delicate and fashion.
- Application**  
 Offices, shopping mall, clothing shops



### FU52 10W Round/Square

Item code	Product description	Pcs/Carton
N03C4-0153	Olot LED-DL-FU52 WH-RD Surf 10W3000K45°	24
N03C4-0154	Olot LED-DL-FU52 WH-RD Surf 10W4000K45°	24
N03C4-0155	Olot LED-DL-FU52 WH-RD Surf 10W5000K45°	24
N03C4-0162	Olot LED-DL-FU52 BK-RD Surf 10W3000K45°	24
N03C4-0163	Olot LED-DL-FU52 BK-RD Surf 10W4000K45°	24
N03C4-0164	Olot LED-DL-FU52 BK-RD Surf 10W5000K45°	24
N03C4-0171	Olot LED-DL-FU52 WH-SQ Surf 10W3000K45°	24
N03C4-0172	Olot LED-DL-FU52 WH-SQ Surf 10W4000K45°	24
N03C4-0173	Olot LED-DL-FU52 WH-SQ Surf 10W5000K45°	24
N03C4-0180	Olot LED-DL-FU52 BK-SQ Surf 10W3000K45°	24
N03C4-0181	Olot LED-DL-FU52 BK-SQ Surf 10W4000K45°	24
N03C4-0182	Olot LED-DL-FU52 BK-SQ Surf 10W5000K45°	24

### Installation

Surface RD: Round SQ: Square

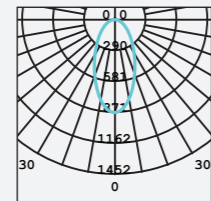
### IP

IP20

### Parameter

Power: 10W Voltage: 220V  
 Luminaire light output: 951lm (Cold white) CRI: >80  
 Service life: 40000h Finishes: White/Black  
 Color temperature 3000K/4000K/5000K WH: white BK: black  
 PF & harmonic meet IEC61000-3-2.

### Photometry



45°			
h(m)	d(m)	Ev	Emax
2	1.5	99.5	286.7
3	2.4	44.2	127.4
4	3.2	24.9	71.7
5	3.8	15.9	45.9



### FU52 18W Round/Square

Item code	Product description	Pcs/Carton
N03C4-0156	Olot LED-DL-FU52 WH-RD Surf 18W3000K45°	18
N03C4-0157	Olot LED-DL-FU52 WH-RD Surf 18W4000K45°	18
N03C4-0158	Olot LED-DL-FU52 WH-RD Surf 18W5000K45°	18
N03C4-0165	Olot LED-DL-FU52 BK-RD Surf 18W3000K45°	18
N03C4-0166	Olot LED-DL-FU52 BK-RD Surf 18W4000K45°	18
N03C4-0167	Olot LED-DL-FU52 BK-RD Surf 18W5000K45°	18
N03C4-0174	Olot LED-DL-FU52 WH-SQ Surf 18W3000K45°	18
N03C4-0175	Olot LED-DL-FU52 WH-SQ Surf 18W4000K45°	18
N03C4-0176	Olot LED-DL-FU52 WH-SQ Surf 18W5000K45°	18
N03C4-0183	Olot LED-DL-FU52 BK-SQ Surf 18W3000K45°	18
N03C4-0184	Olot LED-DL-FU52 BK-SQ Surf 18W4000K45°	18
N03C4-0185	Olot LED-DL-FU52 BK-SQ Surf 18W5000K45°	18

### Installation

Surface RD: Round SQ: Square

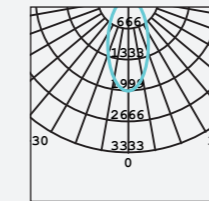
### IP

IP20

### Parameter

Power: 18W Voltage: 220V  
 Luminaire light output: 1710lm (Cold white) CRI: >80  
 Service life: 40000h Finishes: White/Black  
 Color temperature 3000K/4000K/5000K WH: white BK: black  
 PF & harmonic meet IEC61000-3-2.

### Photometry



45°			
h(m)	d(m)	Ev	Emax
2	1.5	251.4	666.7
3	2.4	111.7	296.3
4	3.2	62.8	166.7
5	3.8	40.2	106.7



**FU52 30W Round**

Item code	Product description	Pcs/Carton
N03C4-0159	Olot LED-DL-FU52 WH-RD Surf 30W3000K45°	12
N03C4-0160	Olot LED-DL-FU52 WH-RD Surf 30W4000K45°	12
N03C4-0161	Olot LED-DL-FU52 WH-RD Surf 30W5000K45°	12
N03C4-0168	Olot LED-DL-FU52 BK-RD Surf 30W3000K45°	12
N03C4-0169	Olot LED-DL-FU52 BK-RD Surf 30W4000K45°	12
N03C4-0170	Olot LED-DL-FU52 BK-RD Surf 30W5000K45°	12

**Installation**

Surface RD: Round

**IP**

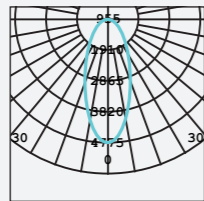
IP20

**Parameter**

Power: 30W  
 Luminaire light output: 2642 lm  
 Service life: 40000h  
 Color temperature 3000K/4000K/5000K  
 PF & harmonic meet IEC61000-3-2.

Voltage: 220V  
 CRI: >80  
 Finishes: White/Black  
 WH: white BK: black




**Photometry**



45°			
h(m)	d(m)	Ev	E <sub>max</sub>
2	1.5	346.5	954.6
3	2.4	153.9	424.3
4	3.2	86.6	238.7
5	3.8	55.4	152.7



# GR30

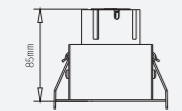
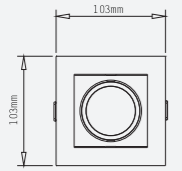


## Grille spotlight GR30

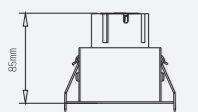
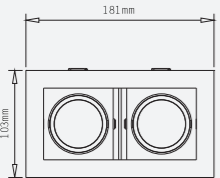
	External power supply	CRI>80
--	-----------------------	--------

Metal body	Adjustable light	IP20
------------	------------------	------

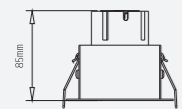
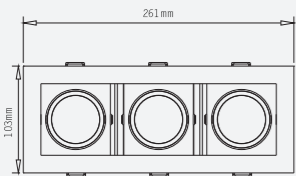
- **Professional Optics**  
Good quality COB chip, CRI>80, accurate light distribution, anti-glare, UGR<19.
- **Adjustable light**  
Adjust the light to the wanted direction, can customized triac/0-10V dimming.
- **Fashion design**  
Matt surface texture to show a fashion design.
- **Stable performance**  
Aluminum heat sink, better heat dissipation effect, longer service life.
- **Application**  
Offices, shopping malls, clothing shops.



90x90mm



165x90mm



245x90mm

### GR30 1\*9W/2\*9W/3\*9W

Item code	Product description	Pcs/Carton
N6424-0177	Olot LED-GR30 1*9W3000K 15°	30
N6424-0178	Olot LED-GR30 1*9W4000K 15°	30
N6424-0179	Olot LED-GR30 1*9W3000K 24°	30
N6424-0180	Olot LED-GR30 1*9W4000K 24°	30
N6424-0189	Olot LED-GR30 2*9W3000K 15°	20
N6424-0190	Olot LED-GR30 2*9W4000K 15°	20
N6424-0191	Olot LED-GR30 2*9W3000K 24°	20
N6424-0192	Olot LED-GR30 2*9W4000K 24°	20
N6424-0201	Olot LED-GR30 3*9W3000K 15°	12
N6424-0202	Olot LED-GR30 3*9W4000K 15°	12
N6424-0203	Olot LED-GR30 3*9W3000K 24°	12
N6424-0204	Olot LED-GR30 3*9W4000K 24°	12

### Installation

Recessed

### IP

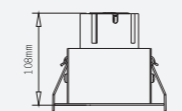
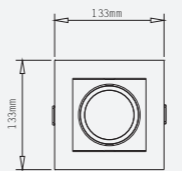
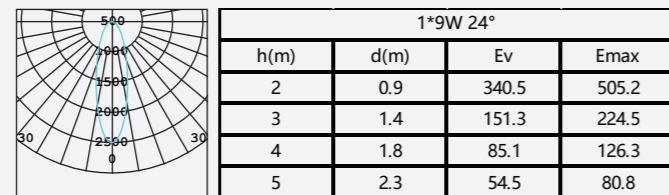
IP20

### Parameter

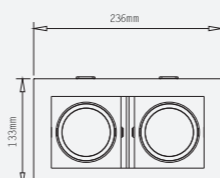
Power: 1\*9W/2\*9W/3\*9W  
 LED luminous flux: 1260(1\*9W)/2520(2\*9W)/3780(3\*9W)  
 Luminaire light output: 711lm (1\*9W)/1402lm (2\*9W)/2107 lm (3\*9W)  
 Service life: 40000h  
 Color temperature 3000K/4000K  
 PF & harmonic meet IEC61000-3-2.

Voltage: 220V  
 CRI: >80  
 Finishes: Frame - white  
 Body - Black

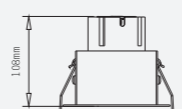
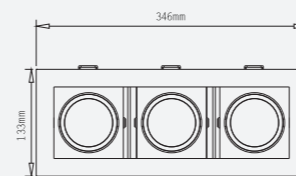
### Photometry



120x120mm



225x120mm



330x120mm

### GR30 1\*15W/2\*15W/3\*15W

Item code	Product description	Pcs/Carton
N6424-0181	Olot LED-GR30 1*15W3000K 15°	18
N6424-0182	Olot LED-GR30 1*15W4000K 15°	18
N6424-0183	Olot LED-GR30 1*15W3000K 24°	18
N6424-0184	Olot LED-GR30 1*15W4000K 24°	18
N6424-0193	Olot LED-GR30 2*15W3000K 15°	12
N6424-0194	Olot LED-GR30 2*15W4000K 15°	12
N6424-0195	Olot LED-GR30 2*15W3000K 24°	12
N6424-0196	Olot LED-GR30 2*15W4000K 24°	12
N6424-0205	Olot LED-GR30 3*15W3000K 15°	6
N6424-0206	Olot LED-GR30 3*15W4000K 15°	6
N6424-0207	Olot LED-GR30 3*15W3000K 24°	6
N6424-0208	Olot LED-GR30 3*15W4000K 24°	6

### Installation

Recessed

### IP

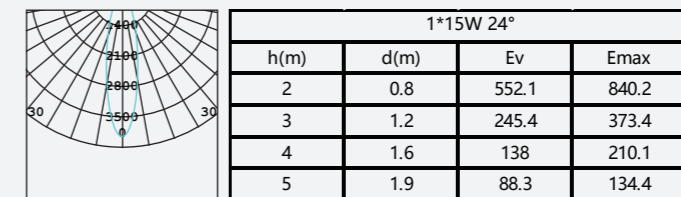
IP20

### Parameter

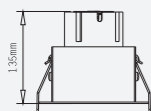
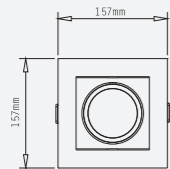
Power: 1\*15W/2\*15W/3\*15W  
 LED luminous flux: 2100(1\*15W)/4200(2\*15W)/6300(3\*15W)  
 Luminaire light output: 1128lm (1\*15W)/2329lm (2\*15W)/3529lm (3\*15W)  
 Service life: 40000h  
 Color temperature 3000K/4000K  
 PF & harmonic meet IEC61000-3-2.

Voltage: 220V  
 CRI: >80  
 Finishes: Frame - white  
 Body - Black

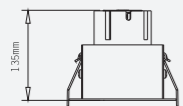
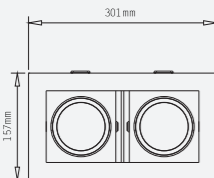
### Photometry



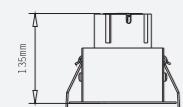
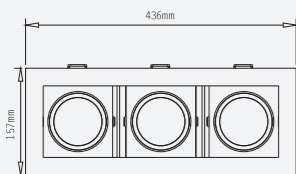




145x145mm



285x145mm



420x145mm

## GR30 1\*30W/2\*30W/3\*30W

Item code	Product description	Pcs/Carton
N6424-0185	Olot LED-GR30 1*30W3000K 15°	12
N6424-0186	Olot LED-GR30 1*30W4000K 15°	12
N6424-0187	Olot LED-GR30 1*30W3000K 24°	12
N6424-0188	Olot LED-GR30 1*30W4000K 24°	12
N6424-0197	Olot LED-GR30 2*30W3000K 15°	8
N6424-0198	Olot LED-GR30 2*30W4000K 15°	8
N6424-0199	Olot LED-GR30 2*30W3000K 24°	8
N6424-0200	Olot LED-GR30 2*30W4000K 24°	8
N6424-0209	Olot LED-GR30 3*30W3000K 15°	4
N6424-0210	Olot LED-GR30 3*30W4000K 15°	4
N6424-0211	Olot LED-GR30 3*30W3000K 24°	4
N6424-0212	Olot LED-GR30 3*30W4000K 24°	4

### Installation

Recessed

### IP

IP20

### Parameter

Power: 1\*30W/2\*30W/3\*30W

LED luminous flux: 4200(1\*30W)/8400(2\*30W)/12600(3\*30W)

Luminaire light output: 2625lm (1\*30W)/5220lm (2\*30W)/7660lm(3\*30W)

Service life: 40000h

Color temperature 3000K/4000K

PF & harmonic meet IEC61000-3-2.

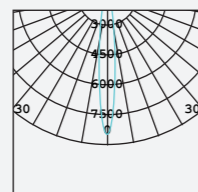
Voltage: 220V

CRI: >80

Finishes: Frame - white

Body - Black

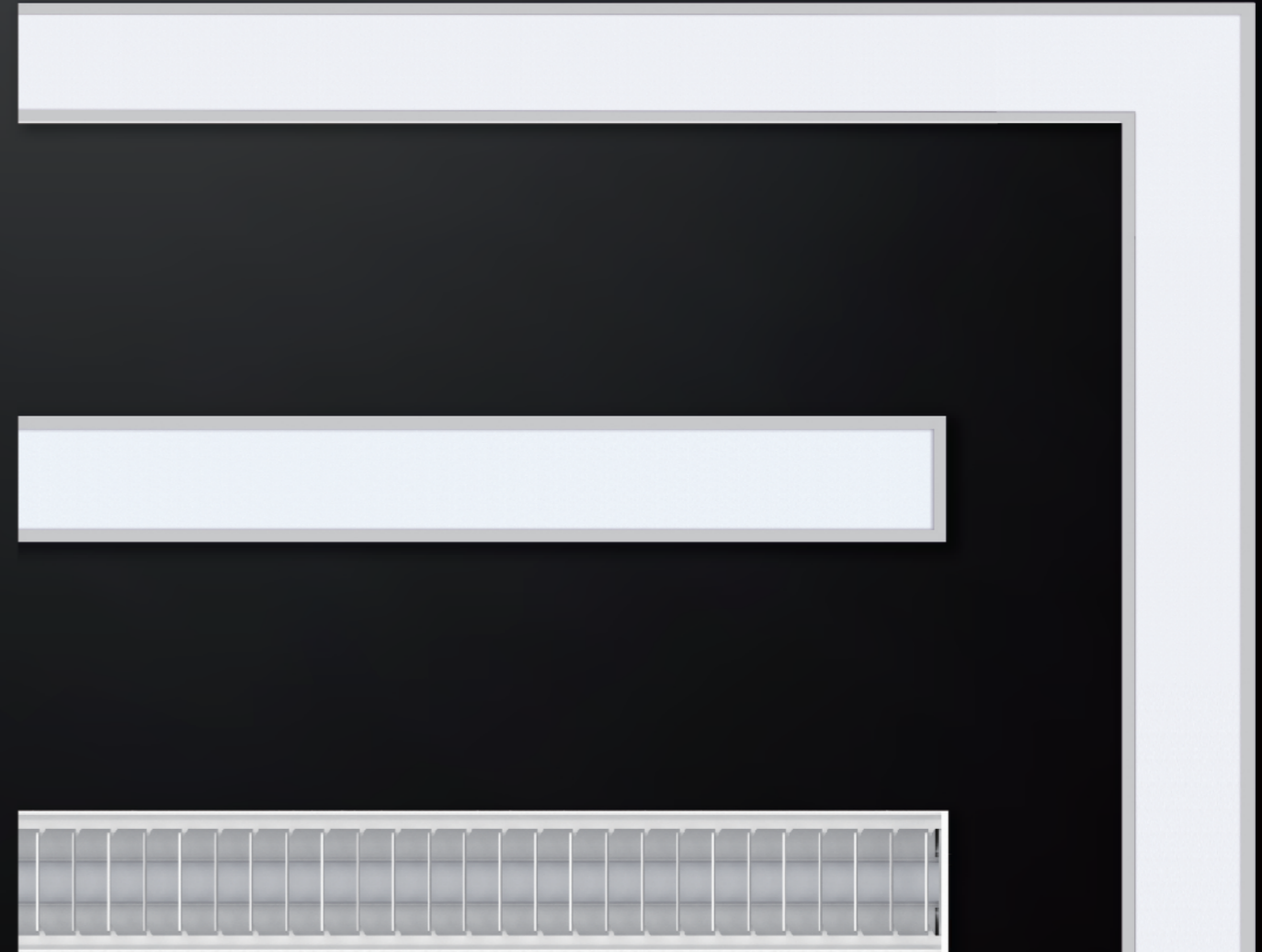

### Photometry



1*30W 24°			
h(m)	d(m)	Ev	E <sub>max</sub>
2	0.7	1216	1865
3	1.1	540.3	828.8
4	1.5	303.9	466.2
5	1.8	194.5	298.4



# LL52



## LL52

		CRI>80
Multiple connection fittings	Build-in power supply	IP20

- Simple design and style**  
 No screw on light body surface, simple and beautiful exterior.
- High quality materials**  
 6063 pure aluminum die-casting, anti-UV spray on light body, make sure the color will not fade after long using.
- Multiple connection fittings**  
 "The luminous efficacy of the LL52 with diffuser >90lm/W, I-shape, L-shape, +-shape or T-shape connections are available (except the item with lighting on upper and down side). LL52 with anodizing aluminum grid, UGR<19, I-shape connection is available."
- Application**  
 Offices, high-end office buildings, creative studio

**LL52**

Item code	Product description	Pcs/Carton
N0524-0047	Olot LL52 WH-Grid-Pendt 20W4000K1.2m	6
N0524-0052	Olot LL52 WH-Grid-Surf 20W4000K1.2m	6
N0524-0053	Olot LL52 WH-Grid-Pendt 20W4000K1.2m connect	6
N0524-0054	Grid Connect Accessory	-
N0524-0055	Olot LL52 WH-Diff-Pendt 20W4000K1.2m	6
N0524-0056	Olot LL52 WH-Diff-Surf 20W4000K1.2m	6
N05C4-0054	Olot LL52 WH-Diff-Pendt 20W4000K1.2m connect	6
N05C4-0062	Diffuser Connect Accessory	-
N05C4-0055	Connection accessory L	6
N05C4-0056	Connection accessory T	6
N05C4-0057	Connection accessory +	6
N0524-0355	Olot LL52 WH-Diff-Pendt 35W4000K1,2m-indirect/direct	-

**Installation**

Surface/Pendant

**Accessory**

L-shape/+-shape/T-shape connection accessory

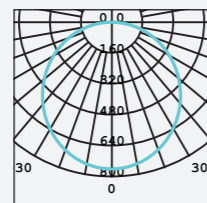
**IP**

IP20

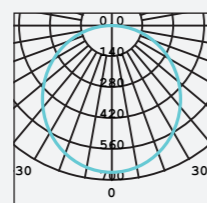
**Parameter**

Power: Grid 20W	Voltage: 220V
Diffuser 20W	PF: 0.94
Diffuser direct and indirect 35W	CRI: >80
Luminaire light output:	Finishes: White
Grid 1540lm (Cold white)	WH: white
Diffuser 1890lm (Cold white)	
Diffuser indirect and direct 2250lm/900lm (Cold white)	
Service life: 30000h	
Color temperature:	
2700K/4000K	

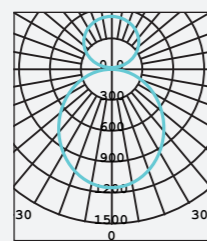
**Photometry**



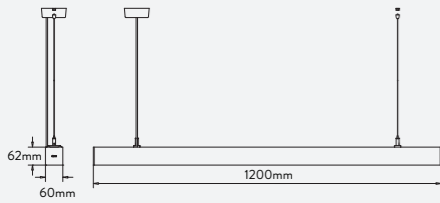
Grid86°			
h(m)	d(m)	Ev	E <sub>max</sub>
2	2.9	109.9	195.5
3	4.5	48.8	86.9
4	5.9	27.5	48.9
5	7.4	17.6	31.3



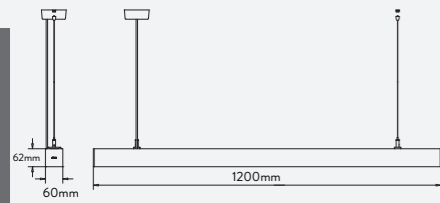
Diffuser110°			
h(m)	d(m)	Ev	E <sub>max</sub>
2	5.7	51.4	170
3	8.6	22.9	75.6
4	11.5	12.9	42.5
5	14.4	8.2	27.2



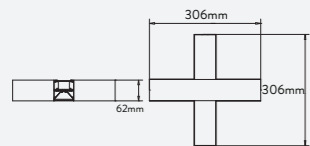
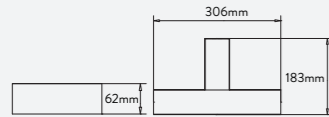
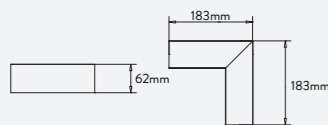
Diffuser direct and indirect: 90°			
h(m)	d(m)	Ev	E <sub>max</sub>
2	2.9	112	202.5
3	4.5	51.8	88.9
4	5.9	28.5	49.9
5	7.4	18.5	32.8



Grid



Diffuser



Only available for diffuser type



RS26

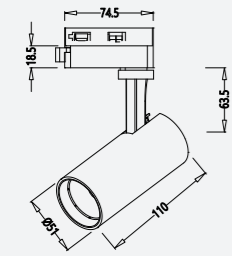


## Track lighting RS26

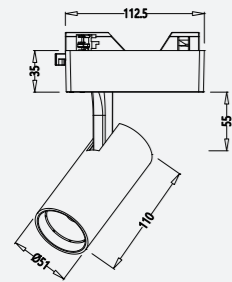
CRI&gt;80

IP20

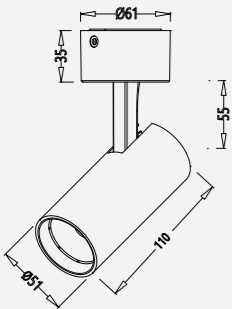
- Professional optics**  
 Using lens and reflector optical scheme, it lights evenly.
- High quality**  
 High purity aluminum heat sink, perfect heat dissipation to extend product life.
- Adjustable angle**  
 3 Wires (L-N-E) Track, the light angle is adjustable.
- Multiple choice**  
 9W/15W/20W/30W available.
- Application**  
 Exclusive shop, showrooms, boutiques, villas, restaurant.



Track Point



Track Box



Track Surface

**RS26 9W**

Item code	Product description	Pcs/Carton
N6424-0249	Olot LED-RS26 WH-track 9W3000K15°	36
N6424-0250	Olot LED-RS26 WH-track 9W4000K15°	36
N6424-0251	Olot LED-RS26 WH-track 9W3000K24°	36
N6424-0252	Olot LED-RS26 WH-track 9W4000K24°	36
N6424-0253	Olot LED-RS26 WH-track 9W3000K36°	36
N6424-0254	Olot LED-RS26 WH-track 9W4000K36°	36
N6424-0273	Olot LED-RS26 WH-track Boxless 9W3000K15°	36
N6424-0274	Olot LED-RS26 WH-track Boxless 9W4000K15°	36
N6424-0275	Olot LED-RS26 WH-track Boxless 9W3000K24°	36
N6424-0276	Olot LED-RS26 WH-track Boxless 9W4000K24°	36
N6424-0277	Olot LED-RS26 WH-track Boxless 9W3000K36°	36
N6424-0278	Olot LED-RS26 WH-track Boxless 9W4000K36°	36
N0124-0388	Olot LED-RS26 WH-Ceil 9W3000K15°	36
N0124-0389	Olot LED-RS26 WH-Ceil 9W4000K15°	36
N0124-0390	Olot LED-RS26 WH-Ceil 9W3000K24°	36
N0124-0391	Olot LED-RS26 WH-Ceil 9W4000K24°	36
N0124-0392	Olot LED-RS26 WH-Ceil 9W3000K36°	36
N0124-0393	Olot LED-RS26 WH-Ceil 9W4000K36°	36
N6424-0303	Olot LED-RS26 BK-track 9W3000K15°	36
N6424-0304	Olot LED-RS26 BK-track 9W4000K15°	36
N6424-0305	Olot LED-RS26 BK-track 9W3000K24°	36
N6424-0306	Olot LED-RS26 BK-track 9W4000K24°	36
N6424-0307	Olot LED-RS26 BK-track 9W3000K36°	36
N6424-0308	Olot LED-RS26 BK-track 9W4000K36°	36
N6424-0327	Olot LED-RS26 BK-track Boxless 9W3000K15°	36
N6424-0328	Olot LED-RS26 BK-track Boxless 9W4000K15°	36
N6424-0329	Olot LED-RS26 BK-track Boxless 9W3000K24°	36
N6424-0330	Olot LED-RS26 BK-track Boxless 9W4000K24°	36
N6424-0331	Olot LED-RS26 BK-track Boxless 9W3000K36°	36
N6424-0332	Olot LED-RS26 BK-track Boxless 9W4000K36°	36
N0124-0400	Olot LED-RS26 BK-Ceil 9W3000K15°	36
N0124-0401	Olot LED-RS26 BK-Ceil 9W4000K15°	36
N0124-0402	Olot LED-RS26 BK-Ceil 9W3000K24°	36
N0124-0403	Olot LED-RS26 BK-Ceil 9W4000K24°	36
N0124-0404	Olot LED-RS26 BK-Ceil 9W3000K36°	36
N0124-0405	Olot LED-RS26 BK-Ceil 9W4000K36°	36

**Installation**

Track/surface      TRC: track    Surf: surface

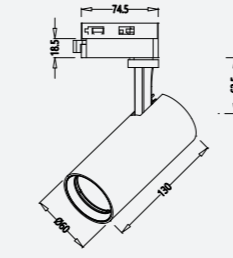
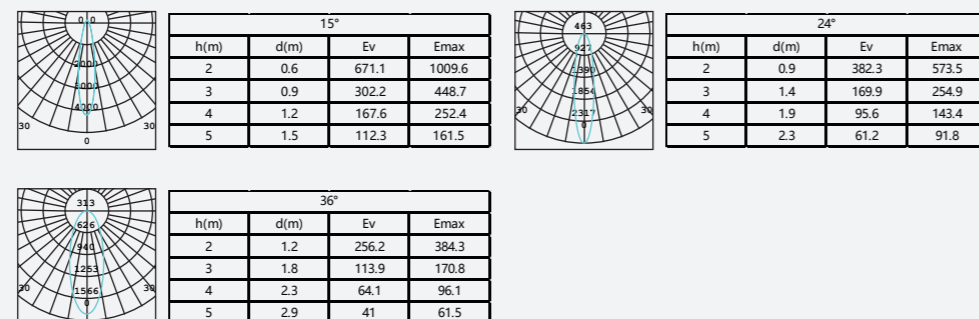
**IP**

IP20

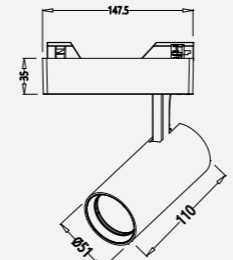
**Parameter**

Power: 9W      Voltage: 220V  
 LED luminous flux: 1080      CRI: >80  
 Luminaire light output: 660lm (Cold white)      Finishes: White/Black  
 Serve life: 40000h      WH: white    BK: black  
 Color temperature: 3000K/4000K  
 PF & harmonic meet IEC61000-3-2.

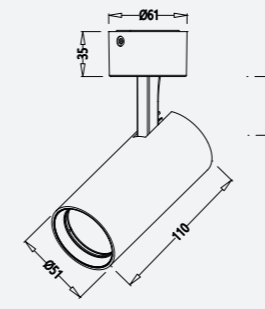
**Photometry**



Track Point



Track Box



Track Surface

**RS26 15W**

Item code	Product description	Pcs/Carton
N6424-0255	Olot LED-RS26 WH-track 15W3000K15°	36
N6424-0256	Olot LED-RS26 WH-track 15W4000K15°	36
N6424-0257	Olot LED-RS26 WH-track 15W3000K24°	36
N6424-0258	Olot LED-RS26 WH-track 15W4000K24°	36
N6424-0259	Olot LED-RS26 WH-track 15W3000K36°	36
N6424-0260	Olot LED-RS26 WH-track 15W4000K36°	36
N0124-0394	Olot LED-RS26 WH-Ceil 15W3000K15°	36
N0124-0395	Olot LED-RS26 WH-Ceil 15W4000K15°	36
N0124-0396	Olot LED-RS26 WH-Ceil 15W3000K24°	36
N0124-0397	Olot LED-RS26 WH-Ceil 15W4000K24°	36
N0124-0398	Olot LED-RS26 WH-Ceil 15W3000K36°	36
N0124-0399	Olot LED-RS26 WH-Ceil 15W4000K36°	36
N6424-0309	Olot LED-RS26 BK-track 15W3000K15°	36
N6424-0310	Olot LED-RS26 BK-track 15W4000K15°	36
N6424-0311	Olot LED-RS26 BK-track 15W3000K24°	36
N6424-0312	Olot LED-RS26 BK-track 15W4000K24°	36
N6424-0313	Olot LED-RS26 BK-track 15W3000K36°	36
N6424-0314	Olot LED-RS26 BK-track 15W4000K36°	36
N0124-0406	Olot LED-RS26 BK-Ceil 15W3000K15°	36
N0124-0407	Olot LED-RS26 BK-Ceil 15W4000K15°	36
N0124-0408	Olot LED-RS26 BK-Ceil 15W3000K24°	36
N0124-0409	Olot LED-RS26 BK-Ceil 15W4000K24°	36
N0124-0410	Olot LED-RS26 BK-Ceil 15W3000K36°	36
N0124-0411	Olot LED-RS26 BK-Ceil 15W4000K36°	36

**Installation**

Track/surface      TRC: track    Surf: surface

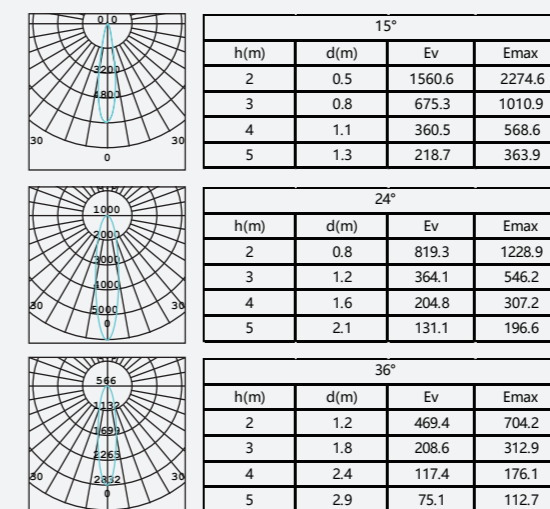
**IP**

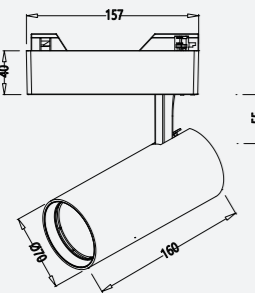
IP20

**Parameter**

Power: 15W      Voltage: 220V  
 LED luminous flux: 1800      CRI: >80  
 Luminaire light output: 1160lm (Cold white)      Finishes: White/Black  
 Serve life: 40000h      WH: white    BK: black  
 Color temperature: 3000K/4000K  
 PF & harmonic meet IEC61000-3-2.

**Photometry**





Track Box

**RS26 20W**

Item code	Product description	Pcs/Carton
N6424-0261	Olot LED-RS26 WH-track 20W3000K15°	30
N6424-0262	Olot LED-RS26 WH-track 20W4000K15°	30
N6424-0263	Olot LED-RS26 WH-track 20W3000K24°	30
N6424-0264	Olot LED-RS26 WH-track 20W4000K24°	30
N6424-0265	Olot LED-RS26 WH-track 20W3000K36°	30
N6424-0266	Olot LED-RS26 WH-track 20W4000K36°	30
N6424-0315	Olot LED-RS26 BK-track 20W3000K15°	30
N6424-0316	Olot LED-RS26 BK-track 20W4000K15°	30
N6424-0317	Olot LED-RS26 BK-track 20W3000K24°	30
N6424-0318	Olot LED-RS26 BK-track 20W4000K24°	30
N6424-0319	Olot LED-RS26 BK-track 20W3000K36°	30
N6424-0320	Olot LED-RS26 BK-track 20W4000K36°	30

**Installation**

Track TRC: track

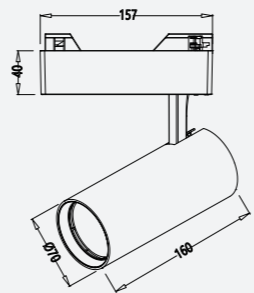
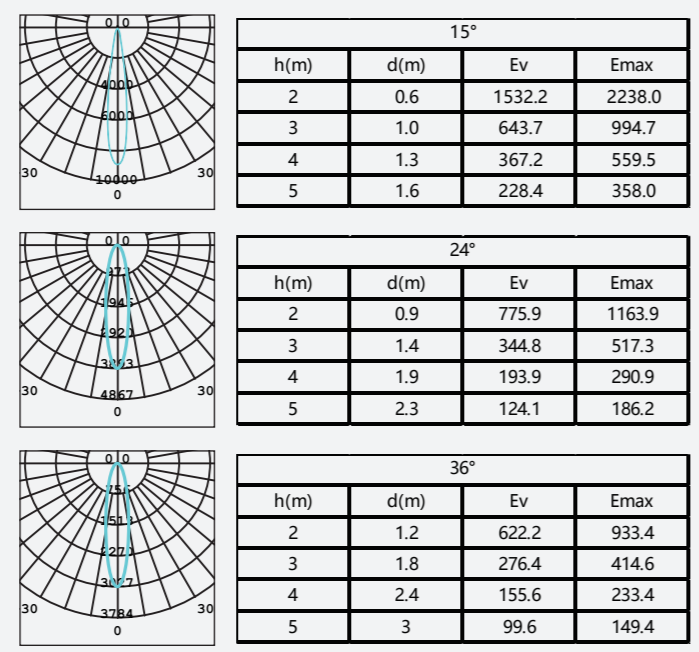
**IP**

IP20

**Parameter**

Power: 20W Voltage: 220V  
 LED luminous flux: 2400 CRI: >80  
 Luminaire light output: 1160lm (Cold white) Finishes: White/Black  
 Service life: 40000h WH: white BK: black  
 Color temperature: 3000K/4000K  
 PF & harmonic meet IEC61000-3-2.

**Photometry**



Track Box

**RS26 30W**

Item code	Product description	Pcs/Carton
N6424-0267	Olot LED-RS26 WH-track 30W3000K15°	24
N6424-0268	Olot LED-RS26 WH-track 30W4000K15°	24
N6424-0269	Olot LED-RS26 WH-track 30W3000K24°	24
N6424-0270	Olot LED-RS26 WH-track 30W4000K24°	24
N6424-0271	Olot LED-RS26 WH-track 30W3000K36°	24
N6424-0272	Olot LED-RS26 WH-track 30W4000K36°	24
N6424-0321	Olot LED-RS26 BK-track 30W3000K15°	24
N6424-0322	Olot LED-RS26 BK-track 30W4000K15°	24
N6424-0323	Olot LED-RS26 BK-track 30W3000K24°	24
N6424-0324	Olot LED-RS26 BK-track 30W4000K24°	24
N6424-0325	Olot LED-RS26 BK-track 30W3000K36°	24
N6424-0326	Olot LED-RS26 BK-track 30W4000K36°	24

**Installation**

Track TRC: track

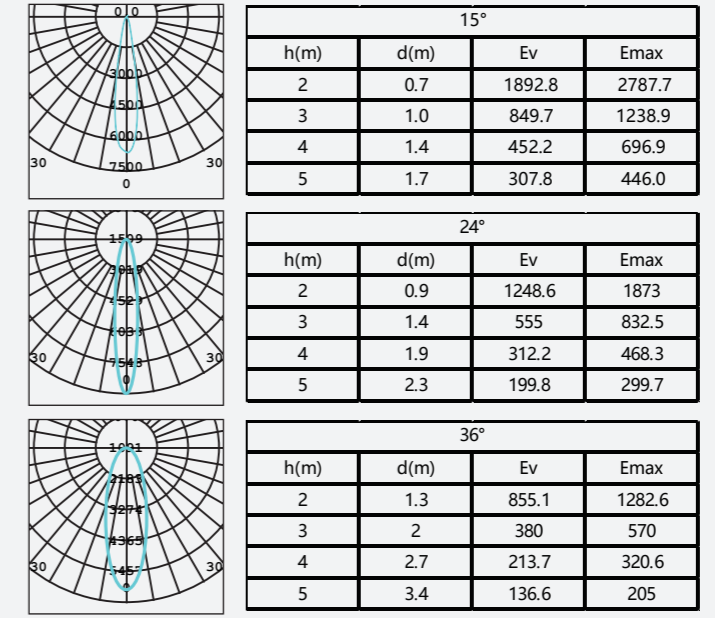
**IP**

IP20

**Parameter**

Power: 30W Voltage: 220V  
 LED luminous flux: 3600 CRI: >80  
 Luminaire light output: 2510lm (Cold white) Finishes: White/Black  
 Service life: 40000h WH: white BK: black  
 Color temperature: 3000K/4000K  
 PF & harmonic meet IEC61000-3-2.

**Photometry**



**ACCESSORIES**

Item code	Product description
N6424-0057	3 Wires (L-N-E) Track-1 meter-WH
N6424-0058	3 Wires (L-N-E) Track-1.5 meters-WH
N6424-0059	3 Wires (L-N-E) Track-2 meters-WH
N6600-0611	3 Wires (L-N-E) Track-1 meter-BK
N6600-0612	3 Wires (L-N-E) Track-1.5 meters-BK
N6600-0613	3 Wires (L-N-E) Track-2 meters-BK

## SS52



## SS52

CRI&gt;90

IP20

Freely  
combination

IP65

- **Simon quality**  
Excellent consistency of color temperature, SDCM<3 (IP20), SDCM<5(IP65)
- **High color rendering index**  
To show the true color
- **Good quality**  
Using high quality flexible FPC copper plate, double-sided laminating process, the thickness of copper plate is more than 3 ounces, good electrical conductivity, no voltage drop.
- **Multiple choice**  
Arbitrary cutting, multiple power options, with a variety of installation accessories, flexible and convenient to use.
- **Application**  
Residential, hotels.





**SS52 4W/m**

Item code	Product description	Pcs/Carton
N6824-0056	Olot LED-Strip-SS52 24V 4W2700K IP20	88 rolls
N6824-0057	Olot LED-Strip-SS52 24V 4W3000K IP20	88 rolls
N6824-0058	Olot LED-Strip-SS52 24V 4W4000K IP20	88 rolls
N6824-0071	Olot LED-Strip-SS52 24V 4W2700K IP65	64 rolls
N6824-0072	Olot LED-Strip-SS52 24V 4W3000K IP65	64 rolls
N6824-0073	Olot LED-Strip-SS52 24V 4W4000K IP65	64 rolls
N68C4-0039	8mm end connector- single wiring(IP20 4W)	
N68C4-0044	8mm end connector (IP20 4W)	
N68C4-0049	10mm cliper accessory kit (IP65 4W)	
N68C4-0052	10mm silica end cap (IP65 4W)	

**Installation**

Surface

**IP**

IP20/65

**Parameter**

Power: 4W/m Voltage: 24V  
 Luminaire light output: 340lm/m (Cold white) CRI: >90  
 Serive life: 25000h  
 Color temperature 2700K/3000K/4000K  
 PF & harmonic meet IEC61000-3-2.



**SS52 7W/m**

Item code	Product description	Pcs/Carton
N6824-0059	Olot LED-Strip-SS52 24V 7W2700K IP20	88 rolls
N6824-0060	Olot LED-Strip-SS52 24V 7W3000K IP20	88 rolls
N6824-0061	Olot LED-Strip-SS52 24V 7W4000K IP20	88 rolls
N6824-0074	Olot LED-Strip-SS52 24V 7W2700K IP65	56 rolls
N6824-0075	Olot LED-Strip-SS52 24V 7W3000K IP65	56 rolls
N6824-0076	Olot LED-Strip-SS52 24V 7W4000K IP65	56 rolls
N68C4-0040	10mm end connector- single wiring(IP20 7~14.4)	
N68C4-0045	10mm end connector (IP20 7W/10W/12W/14.4W)	
N68C4-0050	12mm cliper accessory kit (IP65 7~14.4W)	
N68C4-0053	12mm silica end cap (IP65 7W/10W/12W/14.4W)	

**Installation**


Surface

**IP**

IP20/65

**Parameter**

Power: 7W/m Voltage: 24V  
 Luminaire light output: 460lm/m (Cold white) CRI: >90  
 Serive life: 25000h  
 Color temperature 2700K/3000K/4000K  
 PF & harmonic meet IEC61000-3-2.



**SS52 10W/m**

Item code	Product description	Pcs/Carton
N6824-0062	Olot LED-Strip-SS52 24V 10W2700K IP20	88 rolls
N6824-0063	Olot LED-Strip-SS52 24V 10W3000K IP20	88 rolls
N6824-0064	Olot LED-Strip-SS52 24V 10W4000K IP20	88 rolls
N6824-0077	Olot LED-Strip-SS52 24V 10W2700K IP65	56 rolls
N6824-0078	Olot LED-Strip-SS52 24V 10W3000K IP65	56 rolls
N6824-0079	Olot LED-Strip-SS52 24V 10W4000K IP65	56 rolls
N68C4-0040	10mm end connector- single wiring(IP20 7~14.4)	
N68C4-0045	10mm end connector (IP20 7W/10W/12W/14.4W)	
N68C4-0050	12mm cliper accessory kit (IP65 7~14.4W)	
N68C4-0053	12mm silica end cap (IP65 7W/10W/12W/14.4W)	

**Installation**

Surface

**IP**

IP20/65

**Parameter**

Power: 10W/m Voltage: 24V  
 Luminaire light output: 800lm/m (Cold white) CRI: >90  
 Serive life: 25000h  
 Color temperature 2700K/3000K/4000K  
 PF & harmonic meet IEC61000-3-2.



**SS52 12W/m**

Item code	Product description	Pcs/Carton
N6824-0086	Olot LED-Strip-SS52 24V 12W2700K IP20	88 rolls
N6824-0087	Olot LED-Strip-SS52 24V 12W3000K IP20	88 rolls
N6824-0088	Olot LED-Strip-SS52 24V 12W4000K IP20	88 rolls
N6824-0089	Olot LED-Strip-SS52 24V 12W2700K IP65	56 rolls
N6824-0090	Olot LED-Strip-SS52 24V 12W3000K IP65	56 rolls
N6824-0091	Olot LED-Strip-SS52 24V 12W4000K IP65	56 rolls
N68C4-0040	10mm end connector- single wiring(IP20 7~14.4)	
N68C4-0045	10mm end connector (IP20 7W/10W/12W/14.4W)	
N68C4-0050	12mm cliper accessory kit (IP65 7~14.4W)	
N68C4-0053	12mm silica end cap (IP65 7W/10W/12W/14.4W)	

**Installation**

Surface

**IP**

IP20/65

**Parameter**

Power: 12W/m Voltage: 24V  
 Luminaire light output: 960lm/m (Cold white) CRI: >90  
 Serive life: 25000h  
 Color temperature 2700K/3000K/4000K  
 PF & harmonic meet IEC61000-3-2.





**SS52 14.4W**

Item code	Product description	Pcs/Carton
N6824-0065	Olot LED-Strip-SS52 24V 14.4W2700K IP20	88 rolls
N6824-0066	Olot LED-Strip-SS52 24V 14.4W3000K IP20	88 rolls
N6824-0067	Olot LED-Strip-SS52 24V 14.4W4000K IP20	88 rolls
N6824-0068	Olot LED-Strip-SS52 24V 14.4W*2 Dim-C IP20	88 rolls
N6824-0069	Olot LED-Strip-SS52 24V 14.4W RGB IP20	80 rolls
N6824-0070	Olot LED-Strip-SS52 24V 14W RGBW IP20	80 rolls
N6824-0080	Olot LED-Strip-SS52 24V 14.4W2700K IP65	56 rolls
N6824-0081	Olot LED-Strip-SS52 24V 14.4W3000K IP65	56 rolls
N6824-0082	Olot LED-Strip-SS52 24V 14.4W4000K IP65	56 rolls
N6824-0083	Olot LED-Strip-SS52 24V 14.4W*2 Dim-C IP65	56 rolls
N6824-0084	Olot LED-Strip-SS52 24V 14.4W RGB IP65	56 rolls
N6824-0085	Olot LED-Strip-SS52 24V 14W RGBW IP65	56 rolls
N68C4-0040	10mm end connector- single wiring(IP20 7~14.4)	
N68C4-0045	10mm end connector (IP20 7W/10W/12W/14.4W)	
N6600-6093	10mm end connector- single wiring (IP20 2Tone)	
N6600-6092	10mm end connector (IP20 Two-Tone)	
N68C4-0043	12mm end connector- single wiring ( IP20 RGB)	
N68C4-0048	12mm end connector ( IP20 RGB)	
N6600-6095	12mm end connector- single wiring (IP20 RGBW)	
N6600-6094	12mm end connector ( IP20 RGBW)	
N68C4-0050	12mm cliper accessory kit (IP65 7~14.4W)	
N68C4-0053	12mm silica end cap (IP65 7W/10W/12W/14.4W)	
N68C4-0051	14.5mm cliper accessory kit (IP65 RGB RGBW)	
N68C4-0054	14.5mm silica end cap (IP65 RGB RGBW)	

**Installation**

Surface

**IP**

IP20/65

**Parameter**

Power: 14.4W/m Voltage: 24V  
 Luminaire light output: 1250lm/m (Cold white, exclude two-tone and RGB) CRI: >90  
 Serive life: 25000h  
 Color temperature: 2700K/3000K/4000K Tow-tone (2700K/6000K)/RGB/RGBW  
 PF & harmonic meet IEC61000-3-2.

**Accessories**

Item code	Product description
N68C4-0055	Silicon glue
N6524-0291	36W24V constant voltage power supply
N6524-0292	60W24V constant voltage power supply
N6524-0293	100W24V constant voltage power supply
N6524-0294	150W24V constant voltage power supply
N6524-0295	200W24V constant voltage power supply
N68C4-0037	LED72/144W 2CH Dim-C controller (Input 12/24V)
N68C4-0038	LED72/144W 3CH RGB controller (Input 12/24V)



Single wiring connector



Middle connector



Screw and Fixing Clip Package (For IP65 strip)  
 Fixing Clip Accessory includes (Fixing clip 10pcs M2.5x8 with screw 20pcs/5m)



End Cap (For IP65 strip)



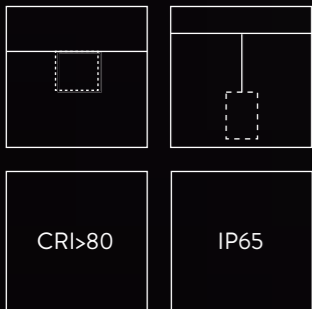
Glue(For IP65 strip)

IP20 strip package includes single wiring connector 1 pcs, middle connector 1 pcs.  
 IP65 strip pacakage includes fixing clip accessories - fixing clip 10pcs, M2.5x8 screw 20 pcs/5m.  
 End cap and glue is not included.  
 Appendix: Strip light installation guide.

# WP30



## WP30



- **Good quality**

Good quality PC, surface will not fade even after long using;  
IK anti-impact level more than 8, long durable.

- **High luminous efficacy**

Luminous efficacy more 113lm/w

- **Water proof**

IP65, suitable in the humidity environment.

- **Convenient installation**

Can be installed by surface, hanging or pendant.

- **Application**

Factory, parking lot.



**WP30 20W**

Item code	Product description	Pcs/Carton
N0524-0140	Olot LED-Waterproof-WP30 0.6M 20W4000K	10
N0524-0141	Olot LED-Waterproof-WP30 0.6M 20W5700K	10
N0524-0142	Olot LED-Waterproof-WP30 1.2M 20W4000K	10
N0524-0143	Olot LED-Waterproof-WP30 1.2M 20W5700K	10
N6600-0691	Pendant installation kit	

**Installation**

Surface/pendant

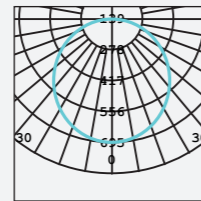
**IP**

IP65

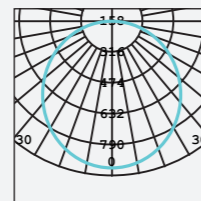
**Parameter**

Power: 20W	Voltage: 220V
Luminaire light output: 2200lm (Cold white)	CRI: >80
Service life: 40000h	Finishes: White/Grey
Color temperature 4000K/5700K	
PF & harmonic meet IEC61000-3-2.	


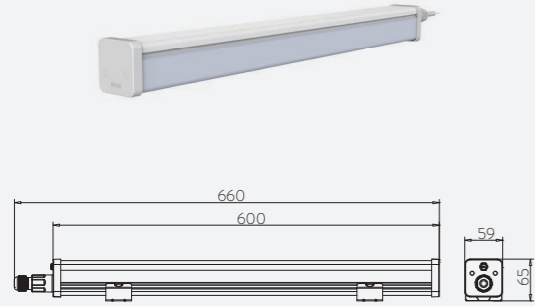
**Photometry**



120° 0.6米			
h(m)	d(m)	Ev	E <sub>max</sub>
2	11.2	4.9	158.07
3	17.5	2.2	70.3
4	21.3	1.2	39.5
5	28.5	1	25.3



120° 1.2米			
h(m)	d(m)	Ev	E <sub>max</sub>
2	12.5	3.9	139
3	18.3	1.7	61.8
4	24.2	1	34.8
5	29.4	1	22.2



**WP30 40W**

Item code	Product description	Pcs/Carton
N0524-0144	Olot LED-Waterproof-WP30 1.2M 40W4000K	10
N0524-0145	Olot LED-Waterproof-WP30 1.2M 40W5700K	10
N6600-0691	Pendant installation kit	

**Installation**

Surface/pendant

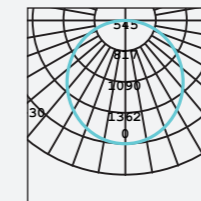
**IP**

IP65



**Parameter**

Power: 40W	Voltage: 220V
Luminaire light output: 4000lm (Cold white)	CRI: >80
Service life: 40000h	Finishes: White/Grey
Color temperature 4000K/5700K	
PF & harmonic meet IEC61000-3-2.	

**Photometry**



120°			
h(m)	d(m)	Ev	E <sub>max</sub>
2	11.2	7.9	272.5
3	17.5	3.5	121.1
4	21.3	1.9	68.1
5	28.5	1.3	43.6



**WP30 50W**

Item code	Product description	Pcs/Carton
N0524-0146	Olot LED-Waterproof-WP30 1.5M 50W4000K	10
N0524-0147	Olot LED-Waterproof-WP30 1.5M 50W5700K	10
N6600-0691	Pendant installation kit	

**Installation**

Surface/pendant

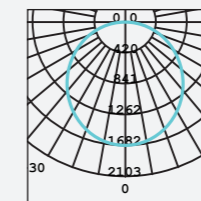
**IP**

IP65

**Parameter**

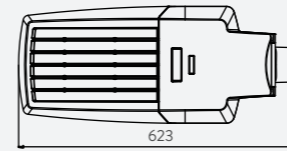
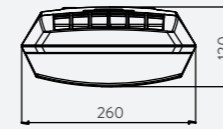
Power: 50W	Voltage: 220V
Luminaire light output: 5650lm (Cold white)	CRI: >80
Service life: 40000h	Finishes: White/Grey
Color temperature 4000K/5700K	
PF & harmonic meet IEC61000-3-2.	

**Photometry**

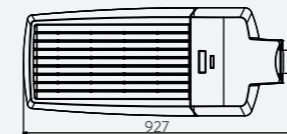



120°			
h(m)	d(m)	Ev	E <sub>max</sub>
2	11.2	13.4	420.7
3	17.5	5.9	187
4	21.3	3.4	105.1
5	28.5	2.2	67.3

# NATH



NATH-S



NATH-L

## NATH S/NATH L

MOQ: 500pcs

Item code	Product description	Luminous flux (lm)	Pcs/Carton
L0114-0001	LED50W NATH-S	4700	1
L0114-0002	LED100W NATH-S	8600	1
L0114-0003	LED150W NATH-L	14250	1
L0114-0004	LED200W NATH-L	19000	1
L0114-0005	LED250W NATH-L	23750	1

### IP

IP65

### Parameter

Power: 50W, 100W, 150W, 200W, 250W

Voltage: 220V

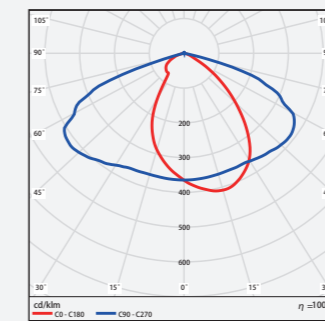
Service life: 50000h

Finishes: Grey

Color temperature 4000K

PF & harmonic meet IEC61000-3-2.


### Photometry



# Highbay



## Grille spotlight GR30

	100-240V 50/60Hz	IP65
IK08	3.6 KG	5.5 KG
UP TO <b>125</b> Lumens/W COMPLETE LUMINAIRE	<b>5 YEARS</b> OF WARRANTY	

### ● Service life

Its high quality aluminium body and its excellent thermal design exclusive of SIMON allow for a correct dissipation. The power supply is located vertically separated from the light module, thus improving the evacuation of heat to guarantee the useful life of the luminaire (50,000 hours).

### ● Optical systems

The optical group guarantees a uniform light distribution, offering two types of illumination (intensive and general).

### ● Installation options

"Suspended luminaire with front made of PC and UV treatment, give the luminaire a high robustness with IK08. Allows its installation in food industries as there is no risk of contamination of the products prepared."



**816.40/ .41**

Item code	Product description	Pcs/Carton
L04D1-0074	LED highbay 816 90W 4000K 60° On-off	1
L04D1-0075	LED highbay 816 90W 5000K 60° On-off	1
L04D1-0076	LED highbay 816 160W 4000K 60° On-off	1
L04D1-0077	LED highbay 816 160W 5000K 60° On-off	1
L04D1-0078	LED highbay 816 200W 4000K 60° On-off	1
L04D1-0079	LED highbay 816 200W 5000K 60° On-off	1
L04D1-0080	LED highbay 816 90W 4000K 110° On-off	1
L04D1-0081	LED highbay 816 90W 5000K 110° On-off	1
L04D1-0082	LED highbay 816 160W 4000K 110° On-off	1
L04D1-0083	LED highbay 816 160W 5000K 110° On-off	1
L04D1-0084	LED highbay 816 200W 4000K 110° On-off	1
L04D1-0085	LED highbay 816 200W 5000K 110° On-off	1
L04D1-0086	LED highbay 816 90W 4000K 60° DALI	1
L04D1-0087	LED highbay 816 90W 5000K 60° DALI	1
L04D1-0088	LED highbay 816 160W 4000K 60° DALI	1
L04D1-0089	LED highbay 816 160W 5000K 60° DALI	1

**Installation**

Suspended by chain (not included) Via accessory: Surface (bracket)

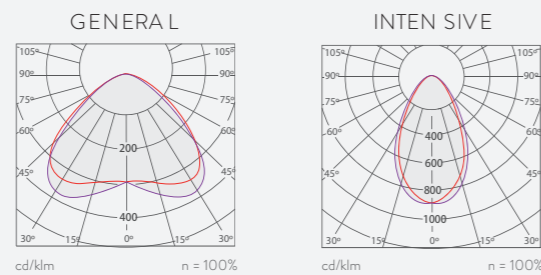
**IP**

IP65

**Parameter**

Power: 90W, 160W Voltage: 100-240V  
 Luminaire light output: CRI: >80  
 90W: 11700lm (Cold white) Finishes: Black  
 160W: 20000lm (Cold white)  
 200W: 25000lm (Cold white)  
 Service life: 50000h  
 Color temperature 4000K/5000K  
 PF & harmonic meet IEC61000-3-2.

**Photometry**



— C0 - C180 — C90 - C270 Photometric curves corresponding to 4000 K.



**816.42**

Item code	Product description	Pcs/Carton
L04D1-0090	LED highbay 816 200W 4000K 60° DALI	1
L04D1-0091	LED highbay 816 200W 5000K 60° DALI	1
L04D1-0092	LED highbay 816 90W 4000K 110° DALI	1
L04D1-0093	LED highbay 816 90W 5000K 110° DALI	1
L04D1-0094	LED highbay 816 160W 4000K 110° DALI	1
L04D1-0095	LED highbay 816 160W 5000K 110° DALI	1
L04D1-0096	LED highbay 816 200W 4000K 110° DALI	1
L04D1-0097	LED highbay 816 200W 5000K 110° DALI	1
81690038-039	Accessory Bracket	-
81630038-039	Accessory Presence Detector	-

**Installation**

Suspended by chain (not included) Via accessory: Surface (bracket)

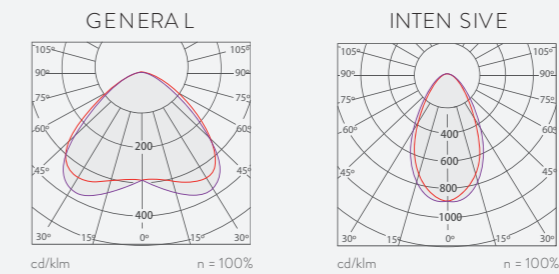
**IP**

IP65

**Parameter**

Power: 200W Voltage: 100-240V  
 Luminaire light output: CRI: >80  
 90W: 11700lm (Cold white) Finishes: Black  
 160W: 20000lm (Cold white)  
 200W: 25000lm (Cold white)  
 Service life: 50000h  
 Color temperature 4000K/5000K  
 PF & harmonic meet IEC61000-3-2.

**Photometry**



— C0 - C180 — C90 - C270 Photometric curves corresponding to 4000 K.

# DURO



FT40




Grace



Wave



KC1



PL




GU10



LL20



T8 SE



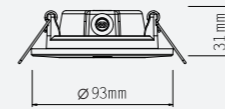
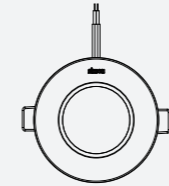
JL Gen3 HV Strip



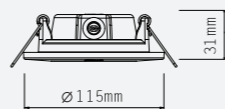
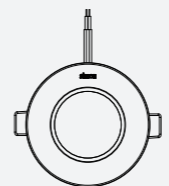
SS20

Flexibility and durability solutions

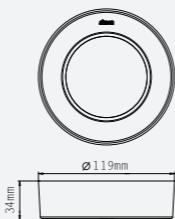
# FT40



Ø75mm



Ø100mm



## FT40 4W

Item code	Product description	Pcs/Carton
N03E0-0394	Duro LED-DL-FT40 WH 4W3000K	48
N03E0-0395	Duro LED-DL-FT40 WH 4W4000K	48
N03E0-0396	Duro LED-DL-FT40 WH 4W5000K	48

## Installation

Recessed

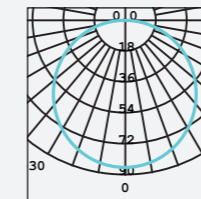
## IP

IP20

## Parameter

Power: 4W	Voltage: 220V	PF: 0.9
Luminaire light output: 261lm (Cold white)	CRI: >80	
Service life: 30000h	Finishes: Ivory	
Color temperature: 3000K/4000K/5000K		

## Photometry



105°			
h(m)	d(m)	Ev	E <sub>max</sub>
2	5.7	7.3	23.7
3	8.7	3.2	10.5
4	11.4	1.8	5.9
5	14.2	1.2	3.8

## FT40 6W

Item code	Product description	Pcs/Carton
N03E0-0397	Duro LED-DL-FT40 WH 6W3000K	48
N03E0-0398	Duro LED-DL-FT40 WH 6W4000K	48
N03E0-0399	Duro LED-DL-FT40 WH 6W5000K	48
N03E0-0412	Duro LED-DL-FT40 WH-Surf 6W3000K	48
N03E0-0413	Duro LED-DL-FT40 WH-Surf 6W4000K	48
N03E0-0414	Duro LED-DL-FT40 WH-Surf 6W5000K	48

## Installation

Recessed/surface

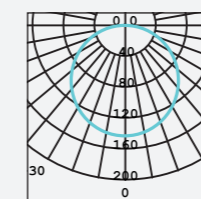
## IP

IP20

## Parameter

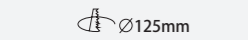
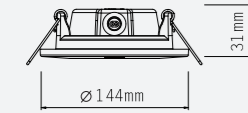
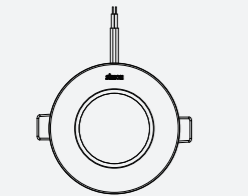
Power: 6W	Voltage: 220V	PF: 0.9
Luminaire light output: 456lm (Cold white)	CRI: >80	
Service life: 30000h	Finishes: Ivory	
Color temperature: 3000K/4000K/5000K		

## Photometry



105°			
h(m)	d(m)	Ev	E <sub>max</sub>
2	5.7	12.7	40.9
3	8.6	5.6	18.2
4	11.5	3.1	10.3
5	14.4	2	6.6





### FT40 9W

Item code	Product description	Pcs/Carton
N03E0-0400	Duro LED-DL-FT40 WH 9W3000K	24
N03E0-0401	Duro LED-DL-FT40 WH 9W4000K	24
N03E0-0402	Duro LED-DL-FT40 WH 9W5000K	24
N03E0-0415	Duro LED-DL-FT40 WH-Surf 9W3000K	24
N03E0-0416	Duro LED-DL-FT40 WH-Surf 9W4000K	24
N03E0-0417	Duro LED-DL-FT40 WH-Surf 9W5000K	24

#### Installation

Recessed/surface


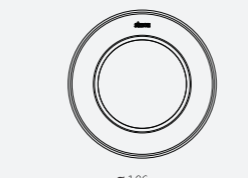
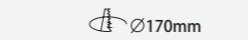
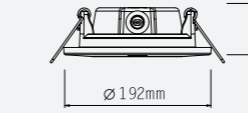
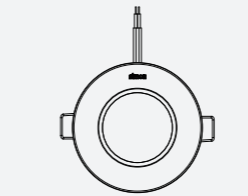
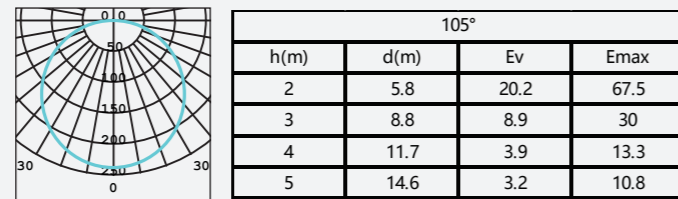
#### IP

IP20

#### Parameter

Power: 9W	Voltage: 220V	PF: 0.9
Luminaire light output: 755lm (Cold white)	CRI: >80	
Service life: 30000h	Finishes: Ivory	
Color temperature: 3000K/4000K/5000K		

#### Photometry



### FT40 15W

Item code	Product description	Pcs/Carton
N03E0-0406	Duro LED-DL-FT40 WH 15W3000K	24
N03E0-0407	Duro LED-DL-FT40 WH 15W4000K	24
N03E0-0408	Duro LED-DL-FT40 WH 15W5000K	24
N03E0-0421	Duro LED-DL-FT40 WH-Surf 15W3000K	24
N03E0-0422	Duro LED-DL-FT40 WH-Surf 15W4000K	24
N03E0-0423	Duro LED-DL-FT40 WH-Surf 15W5000K	24

#### Installation

Recessed/surface

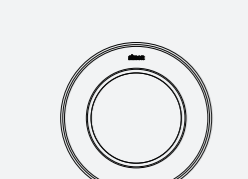
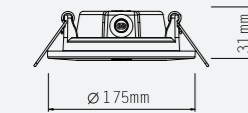
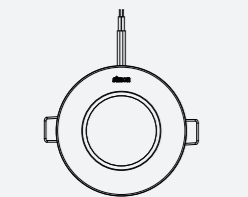
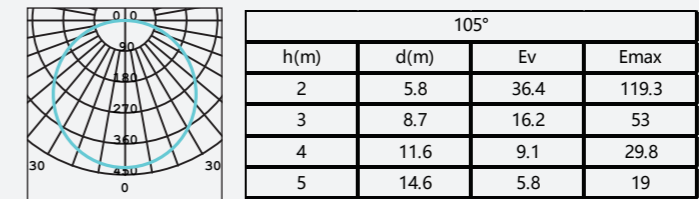
#### IP

IP20

#### Parameter

Power: 15W	Voltage: 220V	PF: 0.9
Luminaire light output: 1321lm (Cold white)	CRI: >80	
Service life: 30000h	Finishes: Ivory	
Color temperature: 3000K/4000K/5000K		

#### Photometry



### FT40 12W

Item code	Product description	Pcs/Carton
N03E0-0403	Duro LED-DL-FT40 WH 12W3000K	24
N03E0-0404	Duro LED-DL-FT40 WH 12W4000K	24
N03E0-0405	Duro LED-DL-FT40 WH 12W5000K	24
N03E0-0418	Duro LED-DL-FT40 WH-Surf 12W3000K	24
N03E0-0419	Duro LED-DL-FT40 WH-Surf 12W4000K	24
N03E0-0420	Duro LED-DL-FT40 WH-Surf 12W5000K	24

#### Installation

Recessed/surface


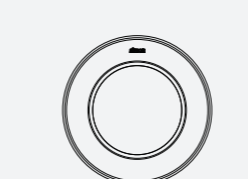
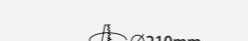
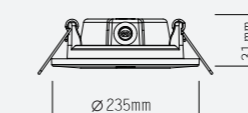
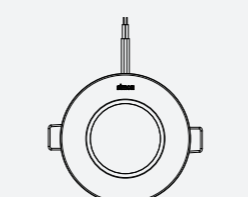
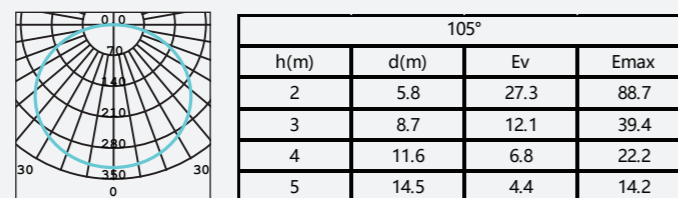
#### IP

IP20

#### Parameter

Power: 12W	Voltage: 220V	PF: 0.9
Luminaire light output: 990lm (Cold white)	CRI: >80	
Service life: 30000h	Finishes: Ivory	
Color temperature: 3000K/4000K/5000K		

#### Photometry



### FT40 20W

Item code	Product description	Pcs/Carton
N03E0-0409	Duro LED-DL-FT40 WH 20W3000K	24
N03E0-0410	Duro LED-DL-FT40 WH 20W4000K	24
N03E0-0411	Duro LED-DL-FT40 WH 20W5000K	24
N03E0-0424	Duro LED-DL-FT40 WH-Surf 20W3000K	24
N03E0-0425	Duro LED-DL-FT40 WH-Surf 20W4000K	24
N03E0-0426	Duro LED-DL-FT40 WH-Surf 20W5000K	24

#### Installation

Recessed/surface

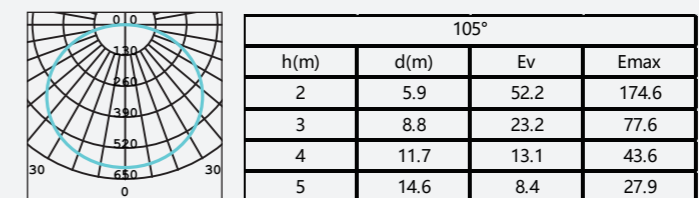
#### IP

IP20

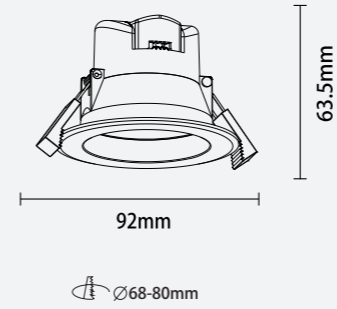
#### Parameter

Power: 20W	Voltage: 220V	PF: 0.9
Luminaire light output: 1965lm (Cold white)	CRI: >80	
Service life: 30000h	Finishes: Ivory	
Color temperature: 3000K/4000K/5000K		

#### Photometry



# Grace



## Grace 5W

Item code	Product description	Pcs/Carton
N03E0-1028	LED5W3000K grace anti-glare downlight	120
N03E0-1029	LED5W4000K grace anti-glare downlight	120
N03E0-1030	LED5W6500K grace anti-glare downlight	120

## Installation

Recessed

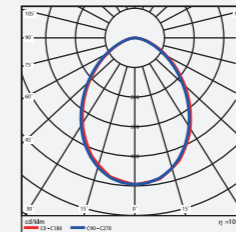
## IP

IP20

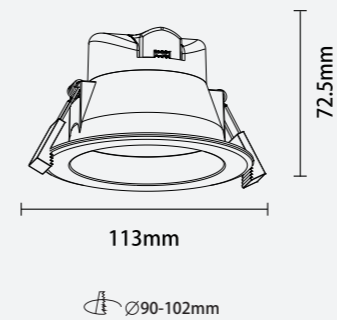
## Parameter

Power: 5W	Voltage: 220V	PF:0.9
Luminaire light output: 425lm (Cold white)	CRI: >80	
Service life: 50000h	Finishes: Ivory	
Color temperature: 3000K/4000K/6500K		

## Photometry



h(m)	d(m)	E(m)	E <sub>max</sub>
1	223	41	101
2	446	10	25
3	669	5	11
4	892	3	6
5	1115	2	4



## Grace 8W

Item code	Product description	Pcs/Carton
N03E0-1031	LED8W3000K grace anti-glare downlight	80
N03E0-1032	LED8W4000K grace anti-glare downlight	80
N03E0-1035	LED8W6500K grace anti-glare downlight	80

## Installation

Recessed

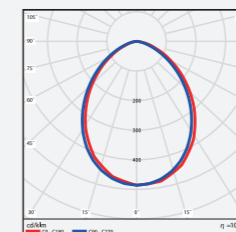
## IP

IP20

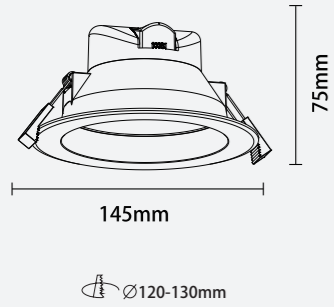
## Parameter

Power: 8W	Voltage: 220V	PF:0.9
Luminaire light output: 720lm (Cold white)	CRI: >80	
Service life: 50000h	Finishes: Ivory	
Color temperature: 3000K/4000K/6500K		

## Photometry



h(m)	d(m)	E(m)	E <sub>max</sub>
1	223	41	101
2	446	10	25
3	669	5	11
4	892	3	6
5	1115	2	4



**Grace 12W**

Item code	Product description	Pcs/Carton
N03E0-1036	LED12W3000K grace anti-glare downlight	60
N03E0-1037	LED12W4000K grace anti-glare downlight	60
N03E0-1038	LED12W6500K grace anti-glare downlight	60

**Installation**

Recessed

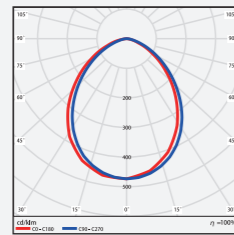
**IP**

IP20

**Parameter**

Power: 12W	Voltage: 220V	PF:0.9
Luminaire light output: 1080lm (Cold white)	CRI: >80	
Service life: 50000h	Finishes: Ivory	
Color temperature: 3000K/4000K/6500K		

**Photometry**



h(m)	d(m)	E(m)	E <sub>max</sub>
1	223	82	204
2	446	21	51
3	669	9	23
4	892	5	13
5	1115	3	8



**Grace 20W**

Item code	Product description	Pcs/Carton
N03E0-1042	LED20W3000K grace anti-glare downlight	20
N03E0-1043	LED20W4000K grace anti-glare downlight	20
N03E0-1044	LED20W6500K grace anti-glare downlight	20

**Installation**

Recessed

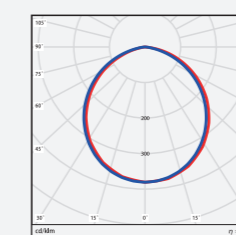
**IP**

IP20

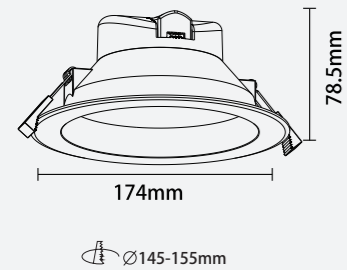
**Parameter**

Power: 20W	Voltage: 220V	PF:0.9
Luminaire light output: 1880lm (Cold white)	CRI: >80	
Service life: 50000h	Finishes: Ivory	
Color temperature: 3000K/4000K/6500K		

**Photometry**



h(m)	d(m)	E(m)	E <sub>max</sub>
1	223	119	305
2	446	29	76
3	669	13	33
4	892	7	19
5	1115	5	12



**Grace 14W**

Item code	Product description	Pcs/Carton
N03E0-1039	LED14W3000K grace anti-glare downlight	40
N03E0-1040	LED14W4000K grace anti-glare downlight	40
N03E0-1041	LED14W6500K grace anti-glare downlight	40

**Installation**

Recessed

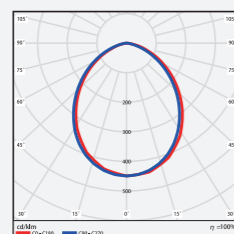
**IP**

IP20

**Parameter**

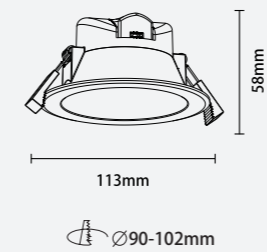
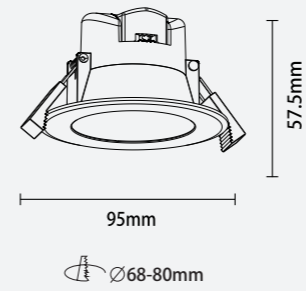
Power: 14W	Voltage: 220V	PF:0.9
Luminaire light output: 1260lm (Cold white)	CRI: >80	
Service life: 50000h	Finishes: Ivory	
Color temperature: 3000K/4000K/6500K		

**Photometry**



h(m)	d(m)	E(m)	E <sub>max</sub>
1	223	82	204
2	446	21	51
3	669	9	23
4	892	5	13
5	1115	3	8

# Wave



## Wave 5W

Item code	Product description	Pcs/Carton
N03E0-1013	LED5W3000K Wave downlight	120
N03E0-1014	LED5W4000K Wave downlight	120
N03E0-1015	LED5W6500K Wave downlight	120

## Installation

Recessed

## IP

IP20

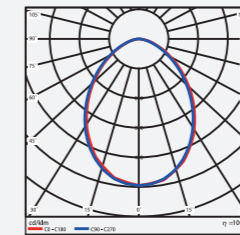
## Parameter

Power: 5W  
 Luminaire light output: 425lm (Cold white)  
 Service life: 50000h  
 Color temperature: 3000K/4000K/6500K

Voltage: 220V  
 CRI: >80  
 Finishes: Ivory

PF: 0.9

## Photometry



h(m)	d(m)	E(m)	E <sub>max</sub>
1	223	41	101
2	446	10	25
3	669	5	11
4	892	3	6
5	1115	2	4

## Wave 8W

Item code	Product description	Pcs/Carton
N03E0-1016	LED8W3000K Wave downlight	80
N03E0-1017	LED8W4000K Wave downlight	80
N03E0-1018	LED8W6500K Wave downlight	80

## Installation

Recessed

## IP

IP20

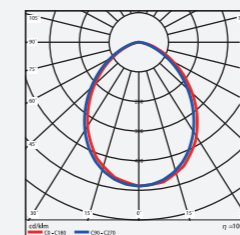
## Parameter

Power: 8W  
 Luminaire light output: 720lm (Cold white)  
 Service life: 50000h  
 Color temperature: 3000K/4000K/6500K

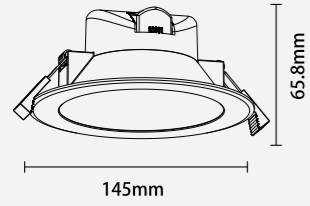
Voltage: 220V  
 CRI: >80  
 Finishes: Ivory

PF: 0.9

## Photometry



h(m)	d(m)	E(m)	E <sub>max</sub>
1	223	41	101
2	446	10	25
3	669	5	11
4	892	3	6
5	1115	2	4



Ø120-130mm

**Wave 12W**

Item code	Product description	Pcs/Carton
N03E0-1019	LED12W3000K Wave downlight	60
N03E0-1020	LED12W4000K Wave downlight	60
N03E0-1021	LED12W6500K Wave downlight	60

**Installation**

Recessed

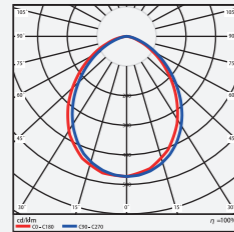
**IP**

IP20

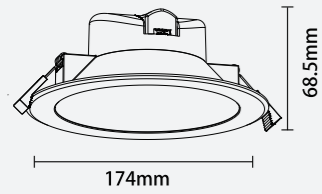
**Parameter**

Power: 12W	Voltage: 220V	PF: 0.9
Luminaire light output: 1080lm (Cold white)	CRI: >80	
Service life: 50000h	Finishes: Ivory	
Color temperature: 3000K/4000K/6500K		

**Photometry**



h(m)	d(m)	E(m)	E <sub>max</sub>
1	223	82	204
2	446	21	51
3	669	9	23
4	892	5	13
5	1115	3	8



Ø145-155mm

**Wave 14W**

Item code	Product description	Pcs/Carton
N03E0-1022	LED14W3000K Wave downlight	40
N03E0-1023	LED14W4000K Wave downlight	40
N03E0-1024	LED14W6500K Wave downlight	40

**Installation**

Recessed

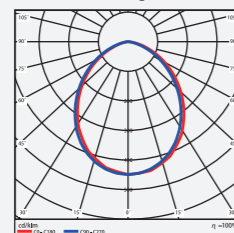
**IP**

IP20

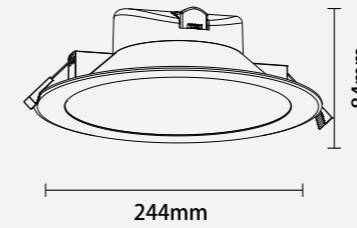
**Parameter**

Power: 14W	Voltage: 220V	PF: 0.9
Luminaire light output: 1260lm (Cold white)	CRI: >80	
Service life: 50000h	Finishes: Ivory	
Color temperature: 3000K/4000K/6500K		

**Photometry**



h(m)	d(m)	E(m)	E <sub>max</sub>
1	223	82	204
2	446	21	51
3	669	9	23
4	892	5	13
5	1115	3	8



Ø195-210mm

**Wave 20W**

Item code	Product description	Pcs/Carton
N03E0-1025	LED20W3000K Wave downlight	20
N03E0-1026	LED20W4000K Wave downlight	20
N03E0-1027	LED20W6500K Wave downlight	20

**Installation**

Recessed

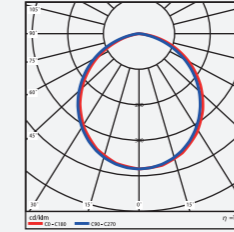
**IP**

IP20

**Parameter**

Power: 20W	Voltage: 220V	PF: 0.9
Luminaire light output: 1880lm (Cold white)	CRI: >80	
Service life: 50000h	Finishes: Ivory	
Color temperature: 3000K/4000K/6500K		

**Photometry**



h(m)	d(m)	E(m)	E <sub>max</sub>
1	223	119	305
2	446	29	76
3	669	13	33
4	892	7	19
5	1115	5	12

# KC1



**Excellent Chip**

Splendid COB, CRI>90, R9>60

**Simon constant current driver**

Constant current driver with anti-over-voltage and short circuit protection.

**Various structure**

Multiple modular, match with 23 kinds of frames.

**Exact lighting distribution**




Lens + reflector secondary optical design; TIR anti-osmotic lens; Various beam Angle, minimum to 10°

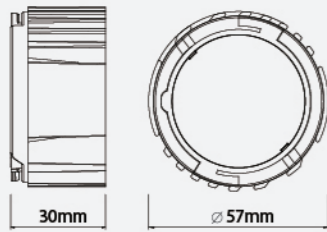
**Efficient heat sink**

Better heat dissipation by using good die-casting aluminum heat sink.

**Easy maintenance**

Modular structure, the components can be disassembled and replaced by hand





**KC1 3W**

Item code	Product description	Pcs/Carton
N0424-0235	Duro LED-KC1 Module 3W2700K10°	48
N0424-0236	Duro LED-KC1 Module 3W3000K10°	48
N0424-0237	Duro LED-KC1 Module 3W4000K10°	48
N0424-0238	Duro LED-KC1 Module 3W2700K24°	48
N0424-0239	Duro LED-KC1 Module 3W3000K24°	48
N0424-0240	Duro LED-KC1 Module 3W4000K24°	48
N0424-0241	Duro LED-KC1 Module 3W2700K36°	48
N0424-0242	Duro LED-KC1 Module 3W3000K36°	48
N0424-0243	Duro LED-KC1 Module 3W4000K36°	48
N0424-0310	Duro LED-KC1 Module 3W2700K60°	48
N0424-0311	Duro LED-KC1 Module 3W3000K60°	48
N0424-0466	Duro LED-KC1 Module 3W4000K60°	48

**Installation**

Recessed

**IP**

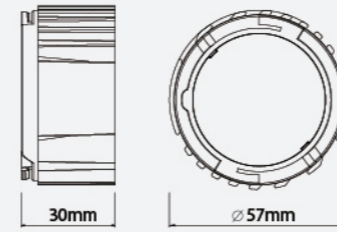
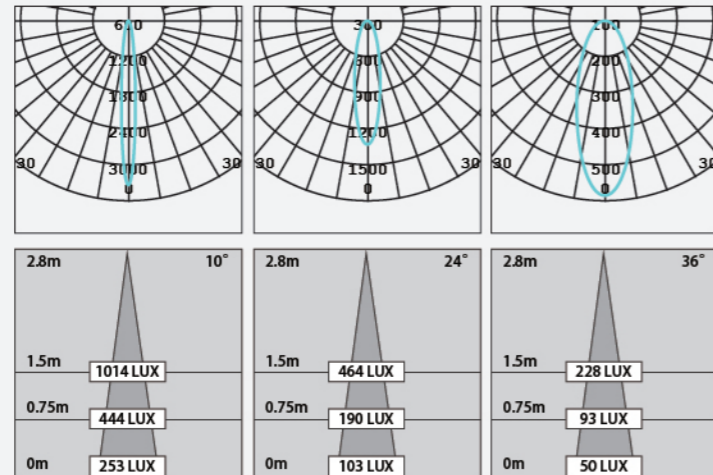
IP20

**Parameter**

Power: 3W  
 LED luminous flux: 330  
 Luminaire light output: 220lm (Cold white)  
 Service life: 50000h  
 Color temperature: 2700K/3000K/4000K  
 PF & harmonic meet IEC61000-3-2.

Voltage: 220V  
 CRI: >90  
 Finishes: Heat sink-Black

**Photometry**



**KC1 5W**

Item code	Product description	Pcs/Carton
N0424-0244	Duro LED-KC1 Module 5W2700K10°	48
N0424-0245	Duro LED-KC1 Module 5W3000K10°	48
N0424-0246	Duro LED-KC1 Module 5W4000K10°	48
N0424-0247	Duro LED-KC1 Module 5W2700K24°	48
N0424-0248	Duro LED-KC1 Module 5W3000K24°	48
N0424-0249	Duro LED-KC1 Module 5W4000K24°	48
N0424-0250	Duro LED-KC1 Module 5W2700K36°	48
N0424-0251	Duro LED-KC1 Module 5W3000K36°	48
N0424-0252	Duro LED-KC1 Module 5W4000K36°	48
N0424-0467	Duro LED-KC1 Module 5W2700K60°	48
N0424-0468	Duro LED-KC1 Module 5W3000K60°	48
N0424-0469	Duro LED-KC1 Module 5W4000K60°	48
N0424-0312	Duro LED-KC1 Module TRIAC 5W2700K10°	48
N0424-0313	Duro LED-KC1 Module TRIAC 5W3000K10°	48
N0424-0314	Duro LED-KC1 Module TRIAC 5W4000K10°	48
N0424-0315	Duro LED-KC1 Module TRIAC 5W2700K24°	48
N0424-0316	Duro LED-KC1 Module TRIAC 5W3000K24°	48
N0424-0317	Duro LED-KC1 Module TRIAC 5W4000K24°	48
N0424-0318	Duro LED-KC1 Module TRIAC 5W2700K36°	48
N0424-0319	Duro LED-KC1 Module TRIAC 5W3000K36°	48
N0424-0320	Duro LED-KC1 Module TRIAC 5W4000K36°	48
N0424-0346	Duro LED-KC1 Module TRIAC 5W2700K60°	48
N0424-0347	Duro LED-KC1 Module TRIAC 5W3000K60°	48
N0424-0348	Duro LED-KC1 Module TRIAC 5W4000K60°	48

**Installation**

Recessed

**IP**

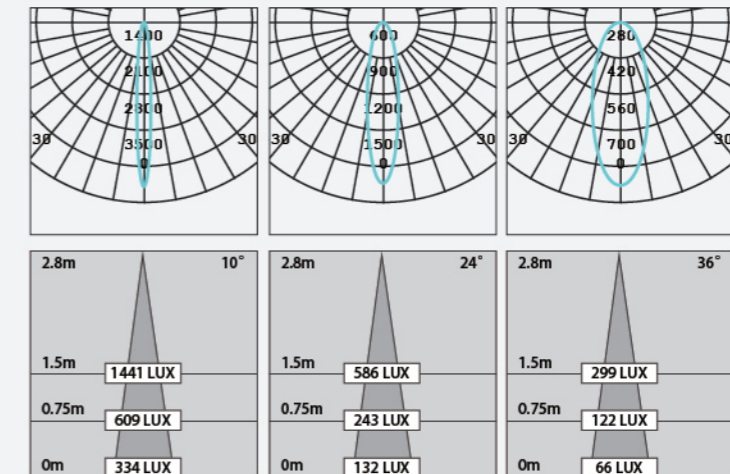
IP20

**Parameter**

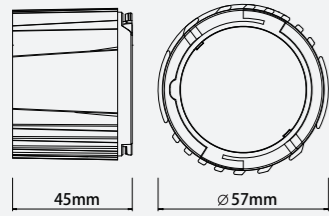
Power: 5W  
 LED luminous flux: 550  
 Luminaire light output: 300lm (Cold white)  
 Service life: 50000h  
 Color temperature: 2700K/3000K/4000K  
 PF & harmonic meet IEC61000-3-2.

Voltage: 220V  
 CRI: >90  
 Finishes: Heat sink-Black

**Photometry**



**KC1 7W**



Item code	Product description	Pcs/Carton
N0424-0253	Duro LED-KC1 Module 7W2700K10°	48
N0424-0254	Duro LED-KC1 Module 7W3000K10°	48
N0424-0255	Duro LED-KC1 Module 7W4000K10°	48
N0424-0256	Duro LED-KC1 Module 7W2700K24°	48
N0424-0257	Duro LED-KC1 Module 7W3000K24°	48
N0424-0258	Duro LED-KC1 Module 7W4000K24°	48
N0424-0259	Duro LED-KC1 Module 7W2700K36°	48
N0424-0260	Duro LED-KC1 Module 7W3000K36°	48
N0424-0261	Duro LED-KC1 Module 7W4000K36°	48
N0424-0470	Duro LED-KC1 Module 7W2700K60°	48
N0424-0471	Duro LED-KC1 Module 7W3000K60°	48
N0424-0472	Duro LED-KC1 Module 7W4000K60°	48
N0424-0321	Duro LED-KC1 Module TRIAC 7W2700K10°	48
N0424-0322	Duro LED-KC1 Module TRIAC 7W3000K10°	48
N0424-0323	Duro LED-KC1 Module TRIAC 7W4000K10°	48
N0424-0324	Duro LED-KC1 Module TRIAC 7W2700K24°	48
N0424-0325	Duro LED-KC1 Module TRIAC 7W3000K24°	48
N0424-0326	Duro LED-KC1 Module TRIAC 7W4000K24°	48
N0424-0327	Duro LED-KC1 Module TRIAC 7W2700K36°	48
N0424-0328	Duro LED-KC1 Module TRIAC 7W3000K36°	48
N0424-0329	Duro LED-KC1 Module TRIAC 7W4000K36°	48
N0424-0349	Duro LED-KC1 Module TRIAC 7W2700K60°	48
N0424-0350	Duro LED-KC1 Module TRIAC 7W3000K60°	48
N0424-0351	Duro LED-KC1 Module TRIAC 7W4000K60°	48

**Installation**

Recessed

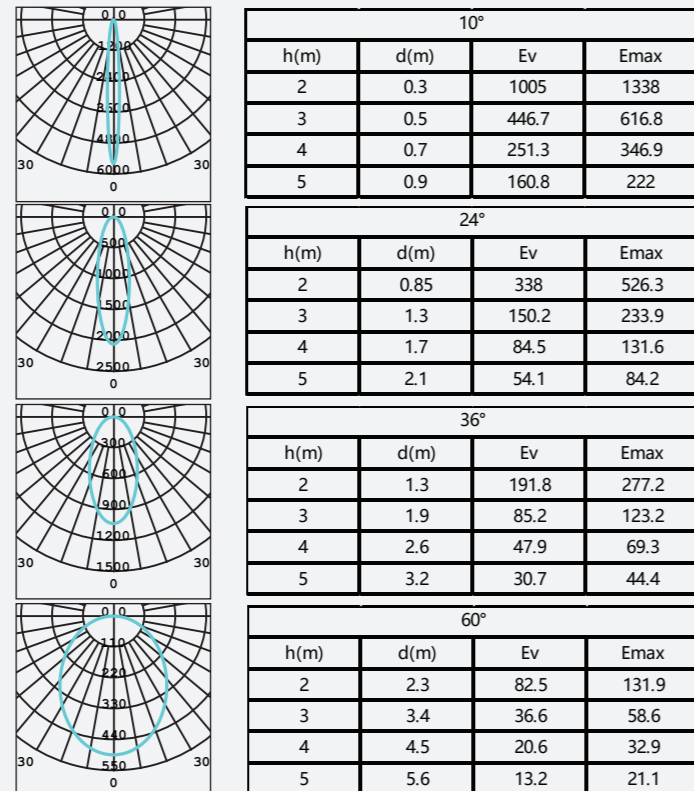
**IP**

IP20

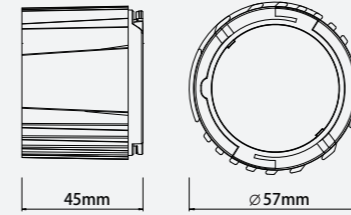
**Parameter**

Power: 7W Voltage: 220V  
 LED luminous flux: 770 CRI: >90  
 Luminaire light output: 460lm (Cold white) Finishes: Heat sink-Black  
 Service life: 50000h PF & harmonic meet IEC61000-3-2.  
 Color temperature: 2700K/3000K/4000K

**Photometry**



**KC1 9W**



Item code	Product description	Pcs/Carton
N0424-0262	Duro LED-KC1 Module 9W2700K10°	48
N0424-0263	Duro LED-KC1 Module 9W3000K10°	48
N0424-0264	Duro LED-KC1 Module 9W4000K10°	48
N0424-0265	Duro LED-KC1 Module 9W2700K24°	48
N0424-0266	Duro LED-KC1 Module 9W3000K24°	48
N0424-0267	Duro LED-KC1 Module 9W4000K24°	48
N0424-0268	Duro LED-KC1 Module 9W2700K36°	48
N0424-0269	Duro LED-KC1 Module 9W3000K36°	48
N0424-0270	Duro LED-KC1 Module 9W4000K36°	48
N0424-0473	Duro LED-KC1 Module 9W2700K60°	48
N0424-0474	Duro LED-KC1 Module 9W3000K60°	48
N0424-0475	Duro LED-KC1 Module 9W4000K60°	48
N0424-0330	Duro LED-KC1 Module TRIAC 9W2700K10°	48
N0424-0331	Duro LED-KC1 Module TRIAC 9W3000K10°	48
N0424-0332	Duro LED-KC1 Module TRIAC 9W4000K10°	48
N0424-0333	Duro LED-KC1 Module TRIAC 9W2700K24°	48
N0424-0334	Duro LED-KC1 Module TRIAC 9W3000K24°	48
N0424-0335	Duro LED-KC1 Module TRIAC 9W4000K24°	48
N0424-0336	Duro LED-KC1 Module TRIAC 9W2700K36°	48
N0424-0337	Duro LED-KC1 Module TRIAC 9W3000K36°	48
N0424-0338	Duro LED-KC1 Module TRIAC 9W4000K36°	48
N0424-0352	Duro LED-KC1 Module TRIAC 9W2700K60°	48
N0424-0353	Duro LED-KC1 Module TRIAC 9W3000K60°	48
N0424-0354	Duro LED-KC1 Module TRIAC 9W4000K60°	48

**Installation**

Recessed

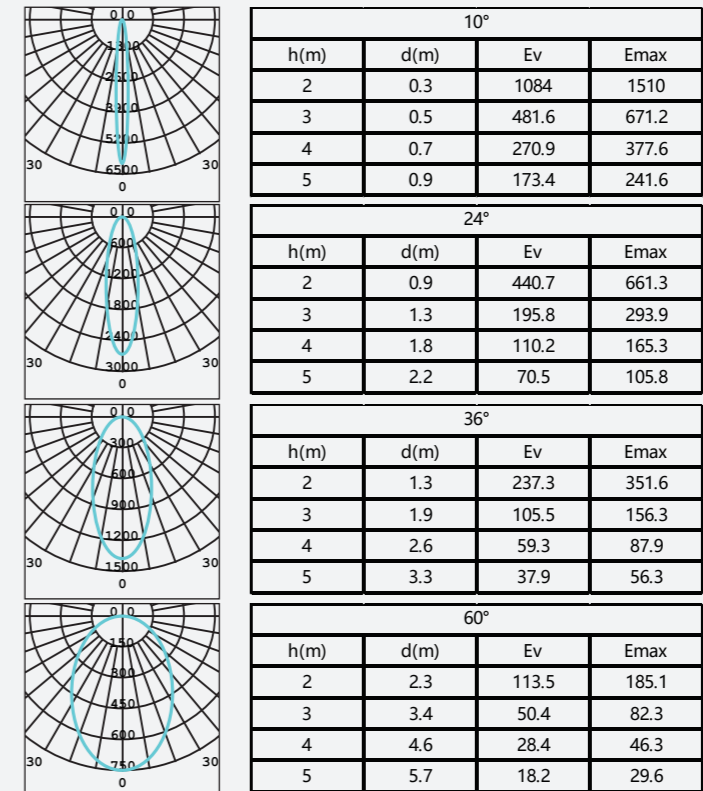
**IP**

IP20

**Parameter**

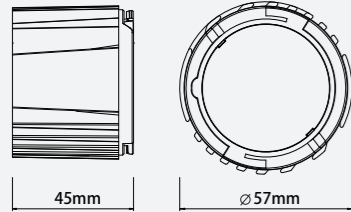
Power: 9W Voltage: 220V  
 LED luminous flux: 990 CRI: >90  
 Luminaire light output: 580lm (Cold white) Finishes: Heat sink-Black  
 Service life: 50000h PF & harmonic meet IEC61000-3-2.  
 Color temperature: 2700K/3000K/4000K

**Photometry**





**KC1 12W**



Item code	Product description	Pcs/Carton
N0424-0406	Duro LED-KC1 Module 12W2700K10°	48
N0424-0407	Duro LED-KC1 Module 12W3000K10°	48
N0424-0408	Duro LED-KC1 Module 12W4000K10°	48
N0424-0409	Duro LED-KC1 Module 12W2700K24°	48
N0424-0410	Duro LED-KC1 Module 12W3000K24°	48
N0424-0411	Duro LED-KC1 Module 12W4000K24°	48
N0424-0412	Duro LED-KC1 Module 12W2700K36°	48
N0424-0413	Duro LED-KC1 Module 12W3000K36°	48
N0424-0414	Duro LED-KC1 Module 12W4000K36°	48
N0424-0415	Duro LED-KC1 Module 12W2700K60°	48
N0424-0416	Duro LED-KC1 Module 12W3000K60°	48
N0424-0417	Duro LED-KC1 Module 12W4000K60°	48
N0424-0418	Duro LED-KC1 Module TRIAC 12W2700K10°	48
N0424-0419	Duro LED-KC1 Module TRIAC 12W3000K10°	48
N0424-0420	Duro LED-KC1 Module TRIAC 12W4000K10°	48
N0424-0421	Duro LED-KC1 Module TRIAC 12W2700K24°	48
N0424-0422	Duro LED-KC1 Module TRIAC 12W3000K24°	48
N0424-0423	Duro LED-KC1 Module TRIAC 12W4000K24°	48
N0424-0424	Duro LED-KC1 Module TRIAC 12W2700K36°	48
N0424-0425	Duro LED-KC1 Module TRIAC 12W3000K36°	48
N0424-0426	Duro LED-KC1 Module TRIAC 12W4000K36°	48
N0424-0427	Duro LED-KC1 Module TRIAC 12W2700K60°	48
N0424-0428	Duro LED-KC1 Module TRIAC 12W3000K60°	48
N0424-0429	Duro LED-KC1 Module TRIAC 12W4000K60°	48

**Installation**

Recessed

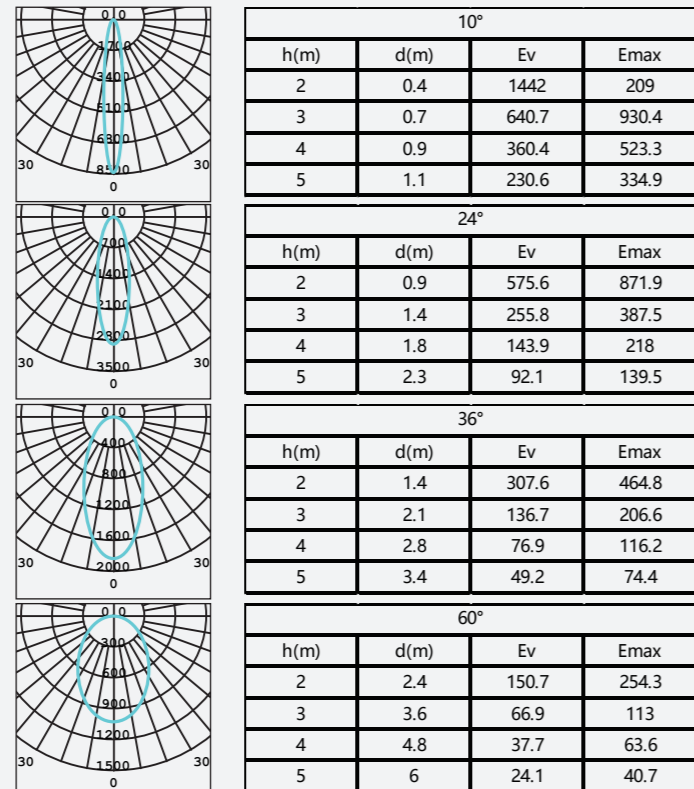
**IP**

IP20

**Parameter**

Power: 12W	Voltage: 220V
LED luminous flux: 1320	CRI: >90
Luminaire light output: 960lm (Cold white)	Finishes: Heat sink-Black
Service life: 30000h	PF & harmonic meet IEC61000-3-2.
Color temperature: 2700K/3000K/4000K	

**Photometry**



Item code	Product description	Cutout (mm)	Pcs/Carton
N0424-0231	Duro KC1 ivory 10° anti-glare frame	Ø75	48
N0424-0232	Duro KC1 ivory 30° anti-glare frame	Ø75	48
N0424-0233	Duro KC1 black 10° anti-glare frame	Ø75	48
N0424-0234	Duro KC1 black 30° anti-glare frame	Ø75	48
N0424-0271	Duro KC1 round frame	Ø75	48
N0424-0272	Duro KC1 oval frame	Ø75	48



Item code	Product description	Cutout (mm)	Pcs/Carton
N0424-0273	Duro KC1 ivory 10° anti-glare square frame	Ø75	48
N0424-0274	Duro KC1 ivory 30° anti-glare square frame	Ø75	48
N0424-0275	Duro KC1 black 10° anti-glare square frame	Ø75	48
N0424-0276	Duro KC1 black 30° anti-glare square frame	Ø75	48
N0424-0277	Duro KC1 round embedded frame	Ø90	48
N0424-0278	Duro KC1 square embedded frame	90x90	48



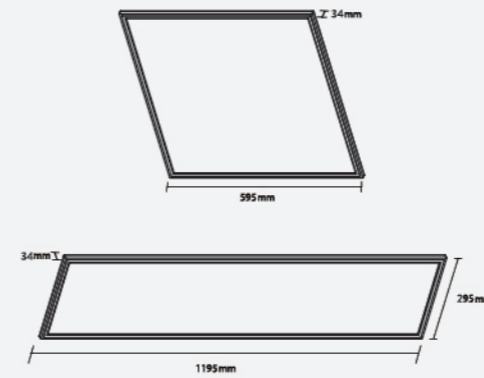


Item code	Product description	Cutout (mm)	Pcs/Carton
N0424-0279	Duro KC1 single flat grid frame	Ø85	48
N0424-0280	Duro KC1 double flat grid frame	85x190	24
N0424-0281	Duro KC1 triple flat grid frame	85x300	12
N0424-0282	Duro KC1 single anti-glare grid frame	100x100	48
N0424-0283	Duro KC1 double anti-glare grid frame	100x220	24
N0424-0284	Duro KC1 triple anti-glare grid frame	100x330	12



Item code	Product description	Cutout (mm)	Pcs/Carton
N0424-0391	Duro KC1 White anti-glare plastic frame	Ø75	48
N0424-0392	Duro KC1 black anti-glare plastic frame	Ø75	48
N0424-0393	Duro KC1 silver anti-glare plastic frame	Ø75	48
N0424-0394	Duro KC1 champagne anti-glare plastic frame	Ø75	48
N0424-0395	Duro KC1 rose gold anti-glare plastic frame	Ø75	48
N0424-0430	Duro KC1 black anti-glare metal frame	Ø75	48
N0424-0431	Duro KC1 matt silver anti-glare metal frame	Ø75	48
N0424-0433	Duro KC1 black anti-glare plastic frame	Ø75	48
N0424-0434	Duro KC1 matt silver anti-glare plastic frame	Ø75	48

PL



**PL 36W**

Item code	Product description	Pcs/Carton
N67E0-0089	Duro LED 36W 4000K 600*600	5
N67E0-0090	Duro LED 36W 6500K 600*600	5
N67E0-0091	Duro LED 36W 4000K 300*1200	5
N67E0-0092	Duro LED 36W 6500K 300*1200	5

**Installation**

Recessed / T-type

**IP**

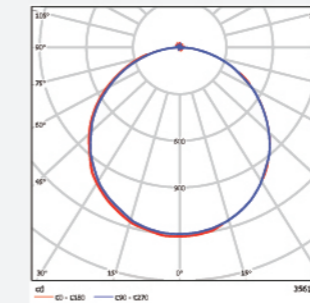
IP20

**Parameter**

Power: 36W  
 Luminaire light output: 3600lm (Cold white)  
 Service life: 30000h  
 Color temperature: 4000K/6500K  
 PF & harmonic meet IEC61000-3-2.

Voltage: 220V  
 CRI: >80  
 Finishes: White

**Photometry**



**PL 60W**

Item code	Product description	Pcs/Carton
N67E0-0093	Duro LED 60W 4000K 600*1200	2
N67E0-0094	Duro LED 60W 6500K 600*1200	2

**Installation**

Recessed T-type

**IP**

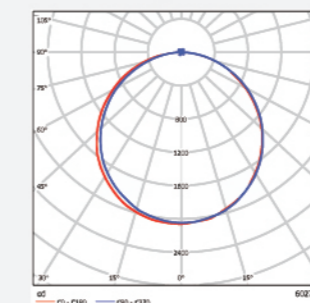
IP20

**Parameter**

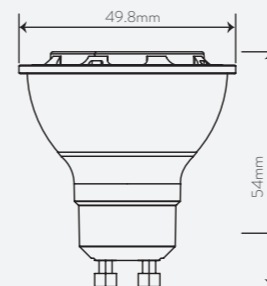
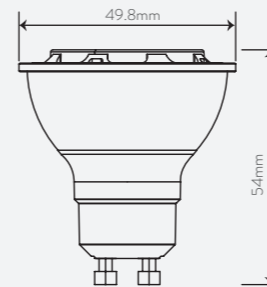
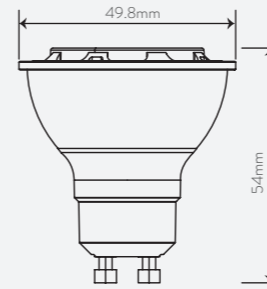
Power: 60W  
 Luminaire light output: 6000lm (Cold white)  
 Service life: 30000h  
 Color temperature: 4000K/6500K  
 PF & harmonic meet IEC61000-3-2.

Voltage: 220V  
 CRI: >80  
 Finishes: White

**Photometry**



# GU10



## GU10 4W

Item code	Product description	Pcs/Carton
N62E0-1016	LED 4W3000K GU10 (GEN2)	100
N62E0-1017	LED 4W4000K GU10 (GEN2)	100
N62E0-1018	LED 4W6000K GU10 (GEN2)	100

### Installation

GU10

### IP

IP20

### Parameter

Power: 4W  
 Luminaire light output: 350lm (Cold white)  
 Service life: 15000h  
 Color temperature: 3000K/4000K/6000K  
 PF & harmonic meet IEC61000-3-2.

Voltage: 220V  
 CRI: >80  
 Finishes: White

## GU10 5W

Item code	Product description	Pcs/Carton
N62E0-1028	LED 5W3000K GU10 (GEN2)	100
N62E0-1029	LED 5W4000K GU10 (GEN2)	100
N62E0-1030	LED 5W6000K GU10 (GEN2)	100

### Installation

GU10

### IP

IP20

### Parameter

Power: 5W  
 Luminaire light output: 470lm (Cold white)  
 Service life: 15000h  
 Color temperature: 3000K/4000K/6000K  
 PF & harmonic meet IEC61000-3-2.

Voltage: 220V  
 CRI: >80  
 Finishes: White

## GU10 7W

Item code	Product description	Pcs/Carton
N62E0-1031	LED 7W3000K GU10 (GEN2)	100
N62E0-1032	LED 7W4000K GU10 (GEN2)	100
N62E0-1033	LED 7W6000K GU10 (GEN2)	100

### Installation

GU10

### IP



IP20

### Parameter

Power: 7W  
 Luminaire light output: 580lm (Cold white)  
 Service life: 15000h  
 Color temperature: 3000K/4000K/6000K  
 PF & harmonic meet IEC61000-3-2.

Voltage: 220V  
 CRI: >80  
 Finishes: White

# LL20



## LL20

Item code	Product description	Luminous flux (lm)	Pcs/Carton
N05C4-0012	Duro LED-LL-LL20 WH 30W4000K	2925	4
N05C4-0015	Duro LED-LL-LL20 BK 30W4000K	2925	4

## Installation

Surface/Pendant

## IP

IP20

## Parameter

Power: 30W/m

Luminaire light output: 2925lm

Service life: 30000h

Color temperature: 4000K

PF & harmonic meet IEC61000-3-2.

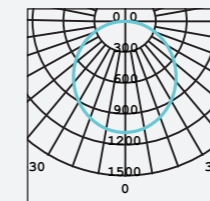
Voltage: 220V

CRI: >80

Finishes: White


WH: white BK: black

## Photometry



103°			
h(m)	d(m)	Ev	E <sub>max</sub>
2	4.9	101.9	285.1
3	7.3	45.3	126.7
4	9.8	25.5	71.3
5	12.2	16.3	45.6

# T8 Single End



## T8 SE 9W

Item code	Product description	Pcs/Carton
N62E0-1121	Duro LED T8 SE 9W 3000K	25
N62E0-1122	Duro LED T8 SE 9W 4000K	25
N62E0-1123	Duro LED T8 SE 9W 6500K	25

### Installation

G13

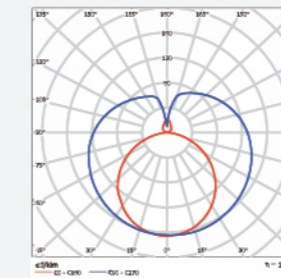
### IP

IP20

### Parameter

Power: 9W	Voltage: 220V	PF: 0.9
Luminaire light output: 1050lm (Cold white)	CRI: >80	
Service life: 15000h	Finishes: Ivory	
Color temperature: 3000K/4000K/6500K		

### Photometry



## T8 SE 18W

Item code	Product description	Pcs/Carton
N62E0-1124	Duro LED T8 SE 18W 3000K	25
N62E0-1125	Duro LED T8 SE 18W 4000K	25
N62E0-1126	Duro LED T8 SE 18W 6500K	25

### Installation

G13 PBT

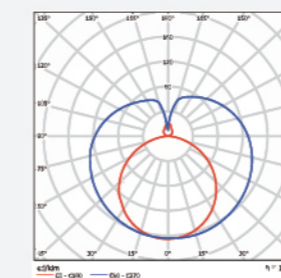
### IP

IP20

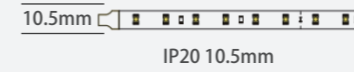
### Parameter

Power: 18W	Voltage: 220V	PF: 0.9
Luminaire light output: 2150lm (Cold white)	CRI: >80	
Service life: 15000h	Finishes: Ivory	
Color temperature: 3000K/4000K/6500K		

### Photometry



# JL Gen3 HV Strip



## JL Gen3 4W

Item code	Product description	Pcs/Carton
N6824-0017	Duro LED-Strip-JL HV 4W3000K	100 m/roll, 1 roll/carton
N6824-0018	Duro LED-Strip-JL HV 4W4000K	100 m/roll, 1 roll/carton
N6824-0019	Duro LED-Strip-JL HV 4W6000K	100 m/roll, 1 roll/carton

### Installation

Surface

### IP

IP20

### Parameter

Power: 4W/m	Voltage: 220V	PF: 0.9
Luminaire light output: 160lm/m (Cold white)	CRI: >70	
Service life: 20000h		
Color temperature: 3000K/4000K/6000K		



## JL Gen3 6W

Item code	Product description	Pcs/Carton
N6824-0023	Duro LED-Strip-JL HV 6W3000K	50 m/roll, 1 roll/carton
N6824-0024	Duro LED-Strip-JL HV 6W4000K	50 m/roll, 1 roll/carton
N6824-0025	Duro LED-Strip-JL HV 6W6000K	50 m/roll, 1 roll/carton

### Installation

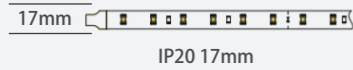
Surface

### IP

IP20

### Parameter

Power: 6W/m	Voltage: 220V	PF: 0.9
Luminaire light output: 360lm/m (Cold white)	CRI: >70	
Service life: 20000h		
Color temperature: 3000K/4000K/6000K		



### JL Gen3 8W

Item code	Product description	Pcs/Carton
N6824-0020	Duro LED-Strip-JLDouble HV 8W3000K	50 m/roll, 1 roll/carton
N6824-0021	Duro LED-Strip-JLDouble HV 8W4000K	50 m/roll, 1 roll/carton
N6824-0022	Duro LED-Strip-JLDouble HV 8W6000K	50 m/roll, 1 roll/carton

#### Installation

Surface

#### IP

IP20

#### Parameter

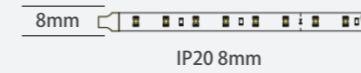
Power: 8W/m	Voltage: 220V	PF: 0.9
Luminaire light output: 480lm/m (Cold white)	CRI: >70	
Service life: 20000h		
Color temperature: 3000K/4000K/6000K		

### ACCESSORIES

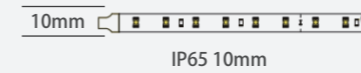
Item code	Product description	Details	Pcs/Carton
N6824-0029	Duro LED-Strip-JL HV Wire-accessory 4W	one set Incl. power supply wire 1pcs, fixed clip 2pcs, end plug 1pcs ,pin 1pcs	1
N6824-0030	Duro LED-Strip-JL HV fixed-accessory 4W	one set Incl.fixed clip 1000pcs	1000
N6824-0031	Duro LED-Strip-JL HV conne-accessory 4W	one set Incl.middle connector 200pcs, end plug 200pcs	200
N6824-0032	Duro LED-Strip-JLDouble HV Wire-accessory 8W	one set Incl. power supply wire 1pcs, fixed clip 2pcs, end plug 1pcs ,pin 1pcs	1
N6824-0033	Duro LED-Strip-JLDouble HV fixed-accessory 8W	one set Incl.fixed clip 1000pcs	1000
N6824-0034	Duro LED-Strip-JLDouble HV conne-accessory 8W	one set Incl.middle connector 200pcs, end plug 200pcs	200
N6824-0035	Duro LED-Strip-JL HV Wire-accessory 6W	one set Incl. power supply wire 1pcs, fixed clip 2pcs, end plug 1pcs ,pin 1pcs	1
N6824-0036	Duro LED-Strip-JL HV fixed-accessory 6W	one set Incl.fixed clip 1000pcs	1000
N6824-0037	Duro LED-Strip-JL HV conne-accessory 6W	one set Incl.middle connector 200pcs, end plug 200pcs	200



# SS20



IP20 8mm



IP65 10mm

## SS20 4W

Item code	Product description	Pcs/Carton
N6824-0038	Duro LED-Strip-SS20 24V 4W2700K IP20	88 rolls
N6824-0039	Duro LED-Strip-SS20 24V 4W3000K IP20	88 rolls
N6824-0040	Duro LED-Strip-SS20 24V 4W4000K IP20	88 rolls
N6824-0047	Duro LED-Strip-SS20 24V 4W2700K IP65	64 rolls
N6824-0048	Duro LED-Strip-SS20 24V 4W3000K IP65	64 rolls
N6824-0049	Duro LED-Strip-SS20 24V 4W4000K IP65	56 rolls
N68C4-0039	8mm end connector- single wiring (IP20 4W)	-
N68C4-0044	8mm end connector (IP20 4W)	-
N68C4-0049	10mm cliper accessory kit (IP65 4W)	-
N68C4-0052	10mm silica end cap (IP65 4W)	-

### Installation

Surface

### IP

IP20/65

### Parameter

Power: 4W/m  
 Luminaire light output: 360lm/m (Cold white)  
 Serive life: 25000h  
 Color temperature: 2700K/3000K/4000K  
 PF & harmonic meet IEC61000-3-2.

Voltage: 24V  
 CRI: >80



IP20 10mm



IP65 12mm

## SS20 10W

Item code	Product description	Pcs/Carton
N6824-0041	Duro LED-Strip-SS20 24V 10W2700K IP20	88 rolls
N6824-0042	Duro LED-Strip-SS20 24V 10W3000K IP20	88 rolls
N6824-0043	Duro LED-Strip-SS20 24V 10W4000K IP20	88 rolls
N6824-0050	Duro LED-Strip-SS20 24V 10W2700K IP65	56 rolls
N6824-0051	Duro LED-Strip-SS20 24V 10W3000K IP65	56 rolls
N6824-0052	Duro LED-Strip-SS20 24V 10W4000K IP65	56 rolls
N68C4-0040	10mm end connector- single wiring(IP20 10/12W)	-
N68C4-0045	10mm end connector (IP20 10W/12W)	-
N68C4-0050	12mm cliper accessory kit (IP65 10W/12W)	-
N68C4-0053	12mm silica end cap (IP65 10W/12W)	-

### Installation

Surface

### IP

IP20/65

### Parameter

Power: 10W/m  
 Luminaire light output: 950lm/m (Cold white)  
 Serive life: 25000h  
 Color temperature: 2700K/3000K/4000K  
 PF & harmonic meet IEC61000-3-2.

Voltage: 24V  
 CRI: >80





**SS20 12W**

Item code	Product description	Pcs/Carton	
N6824-0044	Duro LED-Strip-SS20 24V 12W2700K IP20	1080	88 rolls
N6824-0045	Duro LED-Strip-SS20 24V 12W3000K IP20	1140	88 rolls
N6824-0046	Duro LED-Strip-SS20 24V 12W4000K IP20	1200	88 rolls
N6824-0053	Duro LED-Strip-SS20 24V 12W2700K IP65	1080	56 rolls
N6824-0054	Duro LED-Strip-SS20 24V 12W3000K IP65	1140	56 rolls
N6824-0055	Duro LED-Strip-SS20 24V 12W4000K IP65	1200	56 rolls
N68C4-0040	10mm end connector- single wiring(IP20 10/12W)	-	-
N68C4-0045	10mm end connector (IP20 10W/12W)	-	-
N68C4-0050	12mm cliper accessory kit (IP65 10W/12W)	-	-
N68C4-0053	12mm silica end cap (IP65 10W/12W)	-	-

**Installation**

Surface

**IP**

IP20/65

**Parameter**

Power: 12W/m Voltage: 24V  
 Luminaire light output: 1200lm/m (Cold white) CRI: >80  
 Serive life: 25000h  
 Color temperature: 2700K/3000K/4000K  
 PF & harmonic meet IEC61000-3-2.

**Accessories**


Item code	Product description
N68C4-0055	silicon glue
N6524-0291	36W24V constant voltage power supply
N6524-0292	60W24V constant voltage power supply
N6524-0293	100W24V constant voltage power supply
N6524-0294	150W24V constant voltage power supply
N6524-0295	200W24V constant voltage power supply



Single wiring end connector



End connector



Screw and cliper kit  
(For IP65 strip)  
Cliper kit includes  
(Cliper 10pcs M2.5x8 with screw 20pcs/5m)



End Cap (For IP65 strip)



Glue (For IP65 strip)

Appendix: Strip light installation guide.

End Cap and Glue is not included.



# VALOR



Ceiling Light




Sensing Ceiling Light



SP1



T5



T8 DE



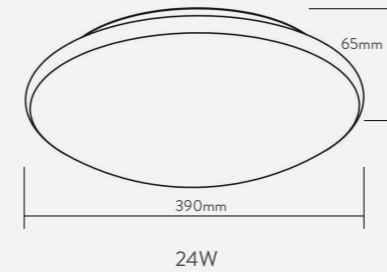
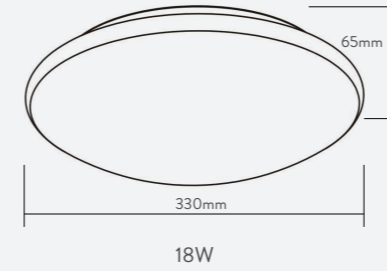
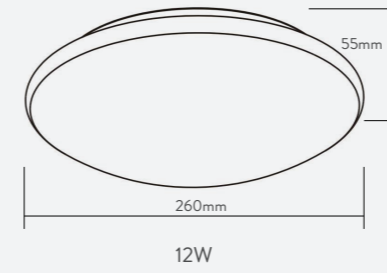
LED Bulbs



Downlight

The best solution for a cost-effective installation

# Ceiling Light



## Ceiling Light

Item code	Product description	Pcs/Carton
N0124-0349	Valor LED-GEN3 Thin 12W4000K	8
N0124-0352	Valor LED-GEN3 Thin 12W6500K	8
N0124-0350	Valor LED-GEN3 Thin 18W4000K	8
N0124-0353	Valor LED-GEN3 Thin 18W6500K	8
N0124-0351	Valor LED-GEN3 Thin 24W4000K	8
N0124-0354	Valor LED-GEN3 Thin 24W6500K	8

## Installation

Surface

## IP

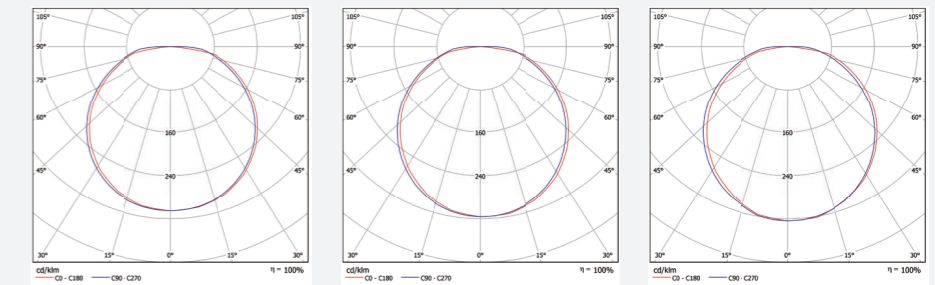
IP20

## Parameter

Power: 12W/18W/24W  
 Luminaire light output:  
 12W: 800lm (Cold white)  
 18W: 1200lm (Cold white)  
 24W: 1600lm (Cold white)  
 Service life: 30000h  
 Color temperature: 4000K/6500K  
 PF & harmonic meet IEC61000-3-2.

Voltage: 220V  
 CRI: >80  
 Finishes: Ivory

## Photometry

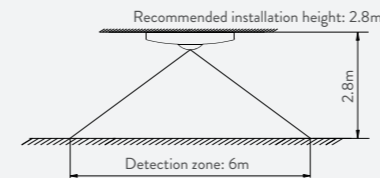
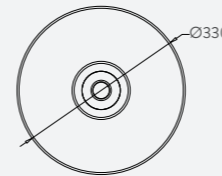
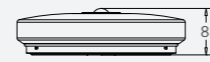
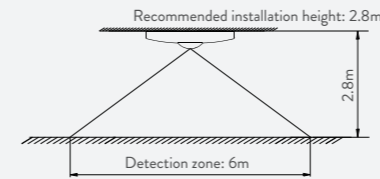
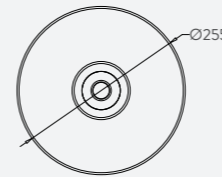


12W 6500K

18W 4000K

24W 4000K

# Sensing Ceiling Light



## Sensing Ceiling Light 12W

Item code	Product description	Pcs/Carton
N0124-0252	Valor LED-Sensing Gen2 12W6500K	4
N0124-0253	Valor LED-Sensing Gen2 12W4000K	4

### Installation

Surface

### IP

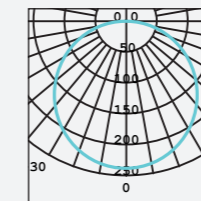
IP20

### Parameter

Power: 12W  
 Luminaire light output: 790lm (Cold white)  
 Service life: 30000h  
 Color temperature: 4000K/6500K  
 PF & harmonic meet IEC61000-3-2.

Voltage: 220V  
 CRI: >80  
 Finishes: White

### Photometry



108°			
h(m)	d(m)	Ev	E <sub>max</sub>
2	6.8	14.9	60.9
3	10.2	6.6	27.1
4	13.6	3.7	15.2
5	17	2.4	9.7

## Sensing Ceiling Light 18W

Item code	Product description	Pcs/Carton
N0124-0250	Valor LED-Sensing Gen2 18W6500K	4
N0124-0251	Valor LED-Sensing Gen2 18W4000K	4

### Installation

Surface

### IP

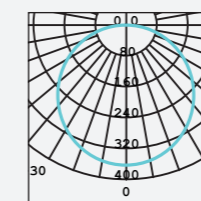
IP20

### Parameter

Power: 18W  
 Luminaire light output: 1130lm (Cold white)  
 Service life: 30000h  
 Color temperature: 4000K/6500K  
 PF & harmonic meet IEC61000-3-2.

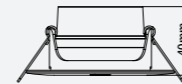
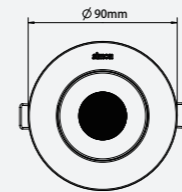
Voltage: 220V  
 CRI: >80  
 Finishes: White

### Photometry

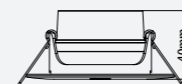
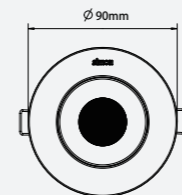


108°			
h(m)	d(m)	Ev	E <sub>max</sub>
2	6.7	22.5	89
3	9.9	9.9	39.6
4	13.3	5.6	22.3
5	16.7	3.6	14.2

# SP1



Ø 75mm



Ø 75mm

## SP1 3W

Item code	Product description	Pcs/Carton
N04E0-0400	Valor LED SP1 3W 3000K	48
N04E0-0401	Valor LED SP1 3W 4000K	48

### Installation

Recessed

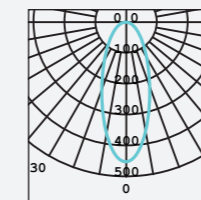
### IP

IP20

### Parameter

Power: 3W	Voltage: 220V
LED luminous flux: 420	CRI: >80
Luminaire light output: 270lm (Cold white)	Finishes: White
Service life: 30000h	
Color temperature: 3000K/4000K	
PF & harmonic meet IEC61000-3-2.	

### Photometry



36°			
h(m)	d(m)	Ev	Emax
2	1.4	72.8	116.4
3	2.1	32.3	51.7
4	2.8	18.2	29.1
5	3.5	11.7	18.6

## SP1 5W

Item code	Product description	Pcs/Carton
N04E0-0402	Valor LED SP1 5W 3000K	48
N04E0-0403	Valor LED SP1 5W 4000K	48

### Installation

Recessed

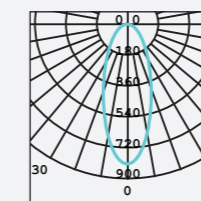
### IP

IP20

### Parameter


Power: 5W	Voltage: 220V
LED luminous flux: 700	CRI: >80
Luminaire light output: 450lm (Cold white)	Finishes: White
Service life: 30000h	
Color temperature: 3000K/4000K	
PF & harmonic meet IEC61000-3-2.	

### Photometry



36°			
h(m)	d(m)	Ev	Emax
2	1.2	140.8	217.6
3	1.9	62.6	96.7
4	2.5	35.2	54.4
5	3.1	22.5	34.8

# T5



## T5 4W-300mm

Item code	Product description	Pcs/Carton
N05E0-1001	LED 4W 3000K T5 batten (2 pin)	30
N05E0-1002	LED 4W 4000K T5 batten (2 pin)	30
N05E0-1003	LED 4W 6000K T5 batten (2 pin)	30

### Installation

Surface/pendant

### IP

IP20

### Parameter

Power: 4W

Luminaire light output: 440lm (Cold white)

Service life: 20000h

Color temperature: 3000K/4000K/6000K

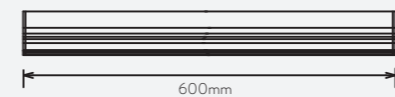
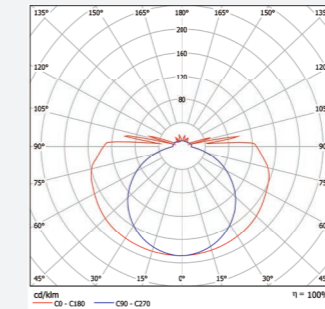
PF & harmonic meet IEC61000-3-2.

Voltage: 220V

CRI: >80

Finishes: Ivory

### Photometry



## T5 7W-600mm

Item code	Product description	Pcs/Carton
N05E0-1004	LED 7W 3000K T5 batten (2 pin)	30
N05E0-1005	LED 7W 4000K T5 batten (2 pin)	30
N05E0-1006	LED 7W 6000K T5 batten (2 pin)	30

### Installation

Surface/pendant

### IP

IP20

### Parameter

Power: 7W

Luminaire light output: 770lm (Cold white)

Service life: 20000h

Color temperature: 3000K/4000K/6000K

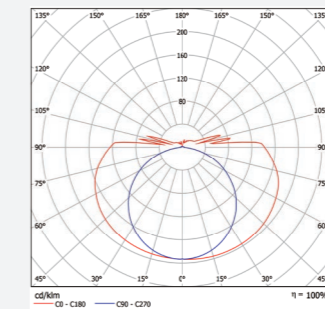
PF & harmonic meet IEC61000-3-2.


Voltage: 220V

CRI: >80

Finishes: Ivory

### Photometry





### T5 10W-900mm

Item code	Product description	Pcs/Carton
N05E0-1007	LED 10W 3000K T5 batten (2 pin)	30
N05E0-1008	LED 10W 4000K T5 batten (2 pin)	30
N05E0-1009	LED 10W 6000K T5 batten (2 pin)	30

#### Installation

Surface/pendant

#### IP

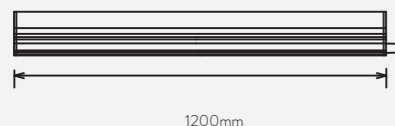
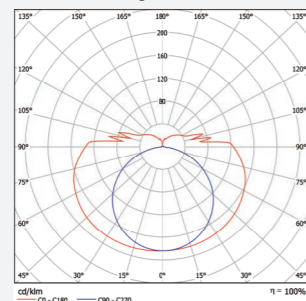
IP20

#### Parameter

Power: 10W  
 Luminaire light output: 1100lm (Cold white)  
 Serive life: 20000h  
 Color temperature: 3000K/4000K/6000K  
 PF & harmonic meet IEC61000-3-2.

Voltage: 220V  
 CRI: >80  
 Finishes: Ivory

#### Photometry



### T5 14W-1200mm

Item code	Product description	Pcs/Carton
N05E0-1010	LED 14W 3000K T5 batten (2 pin)	30
N05E0-1011	LED 14W 4000K T5 batten (2 pin)	30
N05E0-1012	LED 14W 6000K T5 batten (2 pin)	30

#### Installation

Surface/pendant

#### IP

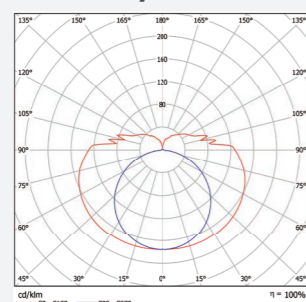
IP20

#### Parameter

Power: 14W  
 Luminaire light output: 1600lm (Cold white)  
 Serive life: 20000h  
 Color temperature: 3000K/4000K/6000K  
 PF & harmonic meet IEC61000-3-2.

Voltage: 220V  
 CRI: >80  
 Finishes: Ivory

#### Photometry



# T8 DE



## T8 DE 9W

Item code	Product description	Pcs/Carton
N62E0-1127	Valor LED T8 DE 9W 3000K	25
N62E0-1128	Valor LED T8 DE 9W 4000K	25
N62E0-1129	Valor LED T8 DE 9W 6500K	25

### Installation

G13

### IP

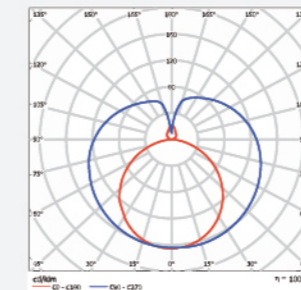
IP20

### Parameter

Power: 9W  
 Luminaire light output: 900lm (Cold white)  
 Service life: 15000h  
 Color temperature: 3000K/4000K/6500K  
 PF & harmonic meet IEC61000-3-2.

Voltage: 220V  
 CRI: >80  
 Finishes: Ivory

### Photometry



## T8 DE 18W

Item code	Product description	Pcs/Carton
N62E0-1130	Valor LED T8 DE 18W 3000K	25
N62E0-1131	Valor LED T8 DE 18W 4000K	25
N62E0-1132	Valor LED T8 DE 18W 6500K	25

### Installation

G13

### IP

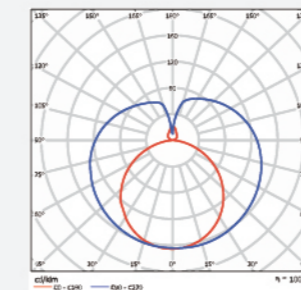
IP20

### Parameter

Power: 18W  
 Luminaire light output: 1800lm (Cold white)  
 Service life: 15000h  
 Color temperature: 3000K/4000K/6500K  
 PF & harmonic meet IEC61000-3-2.

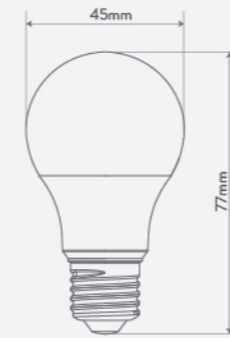
Voltage: 220V  
 CRI: >80  
 Finishes: Ivory

### Photometry





# Valor LED Bulbs



### Bulbs 3W

Item code	Product description	Pcs/Carton
N62E0-1097	Valor LED G45 3W 3000K	100
N62E0-1098	Valor LED G45 3W 4000K	100
N62E0-1099	Valor LED G45 3W 6500K	100

### Installation

E27

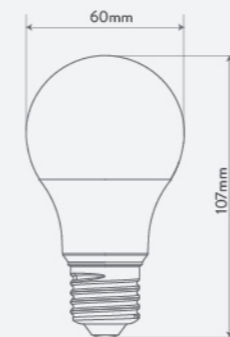
### IP

IP20

### Parameter

Power: 3W  
 Luminaire light output: 300lm (Cold white)  
 Service life: 15000h  
 Color temperature: 3000K/4000K/6500K  
 PF & harmonic meet IEC61000-3-2.

Voltage: 220V  
 CRI: >80  
 Finishes: Ivory



### Bulbs 5.5W

Item code	Product description	Pcs/Carton
N62E0-1100	Valor LED A60 5.5W 3000K	100
N62E0-1101	Valor LED A60 5.5W 4000K	100
N62E0-1102	Valor LED A60 5.5W 6500K	100

### Installation

E27

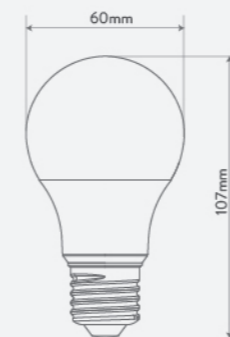
### IP

IP20

### Parameter

Power: 5.5W  
 Luminaire light output: 500lm (Cold white)  
 Service life: 15000h  
 Color temperature: 3000K/4000K/6500K  
 PF & harmonic meet IEC61000-3-2.

Voltage: 220V  
 CRI: >80  
 Finishes: Ivory



### Bulbs 7W

Item code	Product description	Pcs/Carton
N62E0-1103	Valor LED A60 7W 3000K	100
N62E0-1104	Valor LED A60 7W 4000K	100
N62E0-1105	Valor LED A60 7W 6500K	100

### Installation

E27

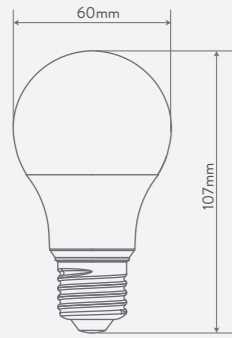
### IP

IP20

### Parameter

Power: 7W  
 Luminaire light output: 600lm (Cold white)  
 Service life: 15000h  
 Color temperature: 3000K/4000K/6500K  
 PF & harmonic meet IEC61000-3-2.

Voltage: 220V  
 CRI: >80  
 Finishes: Ivory



**Bulbs 8.5W**

Item code	Product description	Pcs/Carton
N62E0-1106	Valor LED A60 8.5W 3000K	100
N62E0-1107	Valor LED A60 8.5W 4000K	100
N62E0-1108	Valor LED A60 8.5W 6500K	100

**Installation**

E27

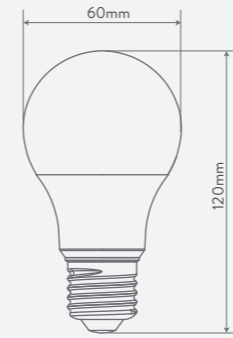
**IP**

IP20

**Parameter**

Power: 8.5W  
 Luminaire light output: 800lm (Cold white)  
 Service life: 15000h  
 Color temperature: 3000K/4000K/6500K  
 PF & harmonic meet IEC61000-3-2.

Voltage: 220V  
 CRI: >80  
 Finishes: Ivory



**Bulbs 11W**

Item code	Product description	Pcs/Carton
N62E0-1109	Valor LED A60 11W 3000K	100
N62E0-1110	Valor LED A60 11W 4000K	100
N62E0-1111	Valor LED A60 11W 6500K	100

**Installation**

E27

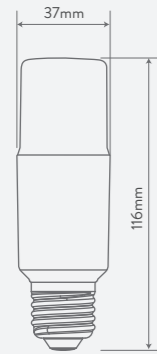
**IP**

IP20

**Parameter**

Power: 11W  
 Luminaire light output: 1150lm (Cold white)  
 Service life: 15000h  
 Color temperature: 3000K/4000K/6500K  
 PF & harmonic meet IEC61000-3-2.

Voltage: 220V  
 CRI: >80  
 Finishes: Ivory



**Bulbs 9W**

Item code	Product description	Pcs/Carton
N62E0-1115	Valor LED T37 9W 3000K	100
N62E0-1116	Valor LED T37 9W 4000K	100
N62E0-1117	Valor LED T37 9W 6500K	100

**Installation**

E27

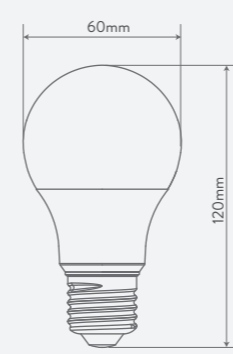
**IP**

IP20

**Parameter**

Power: 9W  
 Luminaire light output: 900lm (Cold white)  
 Service life: 15000h  
 Color temperature: 3000K/4000K/6500K  
 PF & harmonic meet IEC61000-3-2.

Voltage: 220V  
 CRI: >80  
 Finishes: Ivory



**Bulbs 14W**

Item code	Product description	Pcs/Carton
N62E0-1112	Valor LED A60 14W 3000K	100
N62E0-1113	Valor LED A60 14W 4000K	100
N62E0-1114	Valor LED A60 14W 6500K	100

**Installation**

E27

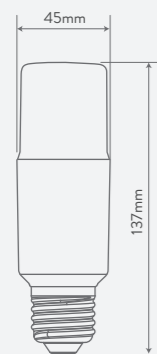
**IP**

IP20

**Parameter**

Power: 14W  
 Luminaire light output: 1600lm (Cold white)  
 Service life: 15000h  
 Color temperature: 3000K/4000K/6500K  
 PF & harmonic meet IEC61000-3-2.

Voltage: 220V  
 CRI: >80  
 Finishes: Ivory



**Bulbs 10W**

Item code	Product description	Pcs/Carton
N62E0-1118	Valor LED T45 10W 3000K	100
N62E0-1119	Valor LED T45 10W 4000K	100
N62E0-1120	Valor LED T45 10W 6500K	100

**Installation**

E27

**IP**

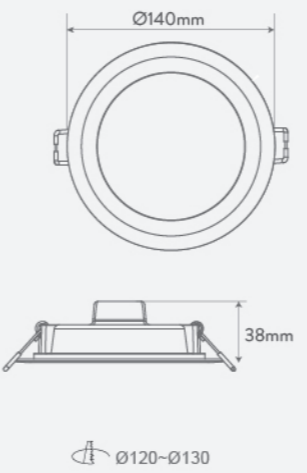
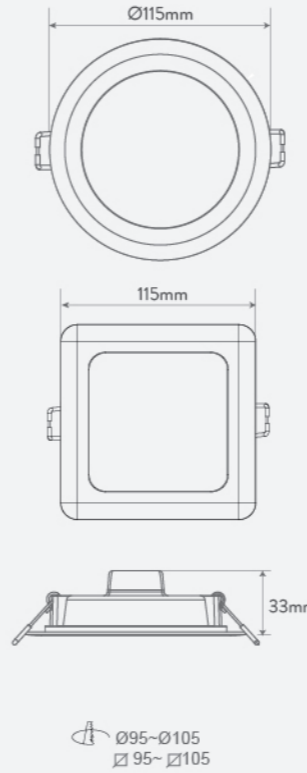
IP20

**Parameter**

Power: 10W  
 Luminaire light output: 1100lm (Cold white)  
 Service life: 15000h  
 Color temperature: 3000K/4000K/6500K  
 PF & harmonic meet IEC61000-3-2.

Voltage: 220V  
 CRI: >80  
 Finishes: Ivory

# Valor Downlight



## Valor Downlight 8W

Item code	Product description	Pcs/Carton
N03E0-1099	Valor LED downlight 8W 3000K	30
N03E0-1100	Valor LED downlight 8W 4000K	30
N03E0-1101	Valor LED downlight 8W 6500K	30
N03E0-1118	Valor LED square DL 8W 3000K	30
N03E0-1119	Valor LED square DL 8W 4000K	30
N03E0-1120	Valor LED square DL 8W 6500K	30

### Installation

Recessed

### IP

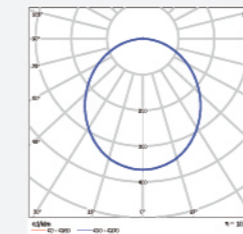
IP20

### Parameter

Power: 8W  
 Luminaire light output: 600lm (Cold white)  
 Service life: 20000h  
 Color temperature: 3000K/4000K/6500K  
 PF & harmonic meet IEC61000-3-2.

Voltage: 220V  
 CRI: >80  
 Finishes: White

### Photometry



## Valor Downlight 12W

Item code	Product description	Pcs/Carton
N03E0-1102	Valor LED downlight 12W 3000K	30
N03E0-1103	Valor LED downlight 12W 4000K	30
N03E0-1104	Valor LED downlight 12W 6500K	30

### Installation

Recessed

### IP

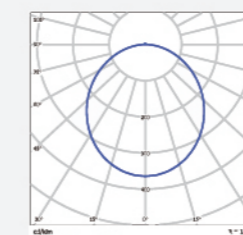
IP20

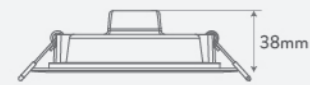
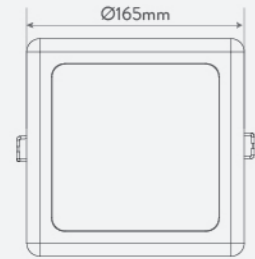
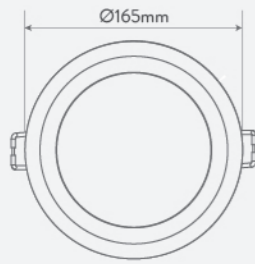
### Parameter

Power: 12W  
 Luminaire light output: 900lm (Cold white)  
 Service life: 20000h  
 Color temperature: 3000K/4000K/6500K  
 PF & harmonic meet IEC61000-3-2.

Voltage: 220V  
 CRI: >80

### Photometry





Ø145-Ø155  
Ø145-Ø155

### Valor Downlight 16W 17W

Item code	Product description	Pcs/Carton
N03E0-1121	Valor LED square DL16W 3000K	30
N03E0-1122	Valor LED square DL 16W 4000K	30
N03E0-1123	Valor LED square DL 16W 6500K	30
N03E0-1105	Valor LED downlight 17W 3000K	30
N03E0-1106	Valor LED downlight 17W 4000K	30
N03E0-1107	Valor LED downlight 17W 6500K	30
N03E0-1114	Valor LED DL surface mounting accessory 17W	72
N03E0-1116	Valor LED square DL surface mounting accessory 16W	72

#### Installation

Recessed / Surface

#### IP

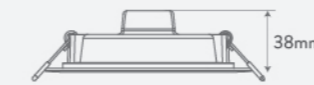
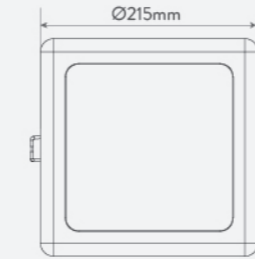
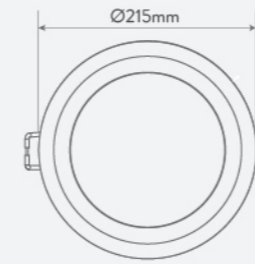
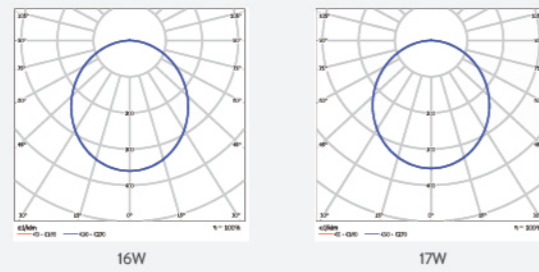
IP20

#### Parameter

Power: 16W 17W  
 Luminaire light output: 1200lm (Cold white)  
 Service life: 20000h  
 Color temperature: 3000K/4000K/6500K  
 PF & harmonic meet IEC61000-3-2.

Voltage: 220V  
 CRI: >80  
 Finishes: White

#### Photometry



Ø195-Ø205  
Ø195-Ø205

### Valor Downlight 24W

Item code	Product description	Pcs/Carton
N03E0-1111	Valor LED downlight 24W 3000K	30
N03E0-1112	Valor LED downlight 24W 4000K	30
N03E0-1113	Valor LED downlight 24W 6500K	30
N03E0-1124	Valor LED square DL 24W 3000K	30
N03E0-1125	Valor LED square DL 24W 4000K	30
N03E0-1126	Valor LED square DL 24W 6500K	30
N03E0-1115	Valor LED DL surface mounting accessory 24W	48
N03E0-1117	Valor LED square DL surface mounting accessory 24W	48

#### Installation

Recessed/surface

#### IP

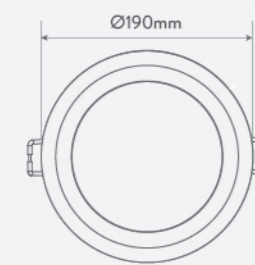
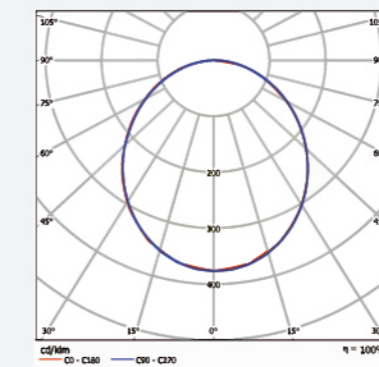
IP20

#### Parameter

Power: 24W  
 Luminaire light output: 2000lm (Cold white)  
 Service life: 20000h  
 Color temperature: 3000K/4000K/6500K  
 PF & harmonic meet IEC61000-3-2.

Voltage: 220V  
 CRI: >80  
 Finishes: White

#### Photometry



Ø170-Ø180

### Valor Downlight 20W

Item code	Product description	Pcs/Carton
N03E0-1108	Valor LED downlight 20W 3000K	30
N03E0-1109	Valor LED downlight 20W 4000K	30
N03E0-1110	Valor LED downlight 20W 6500K	30

#### Installation

Recessed

#### IP

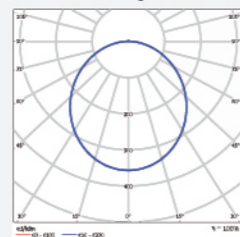
IP20

#### Parameter

Power: 20W  
 Luminaire light output: 1500lm (Cold white)  
 Service life: 20000h  
 Color temperature: 3000K/4000K/6500K  
 PF & harmonic meet IEC61000-3-2.

Voltage: 220V  
 CRI: >80  
 Finishes: White

#### Photometry



# APPENDIX

## INSTALLATION GUIDE

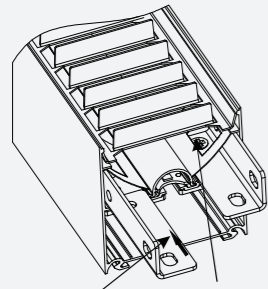


# OLOT LL52 Installation Guide

## Light body connection

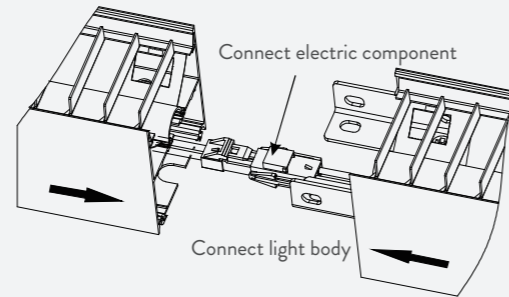
### A. Grid type connection

1. install the connection accessory

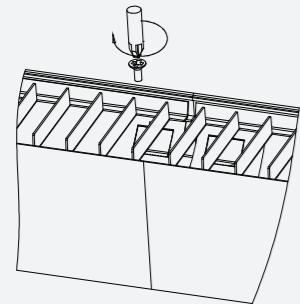


Insert the accessory, fix with the screw

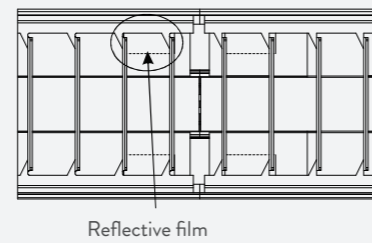
2. Connect the electric component first, then connect the light body.



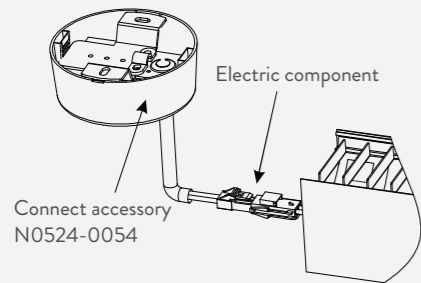
3. Fasten the screw after the light body connected



4. Press the reflective film

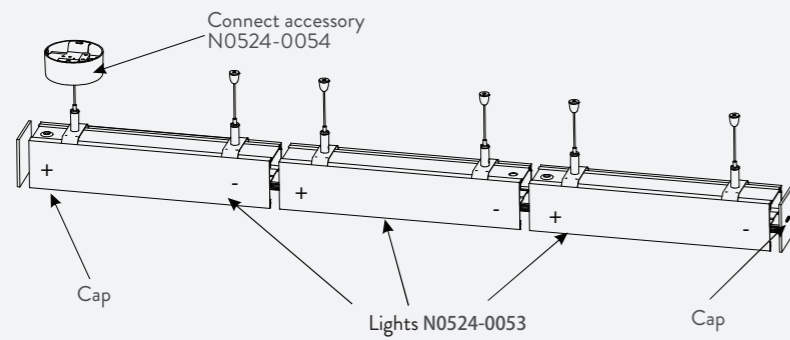


5. Connect with power



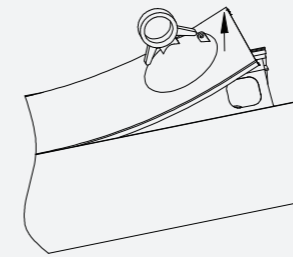
Note: The power must connect at the beginning or ending of lights.

### Connection demonstration

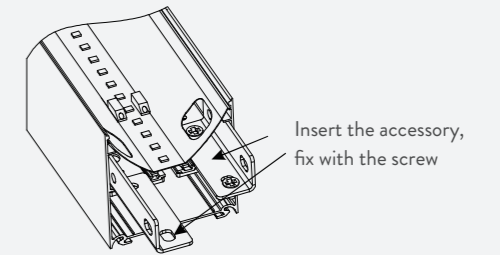


### B. Diffuser type connection

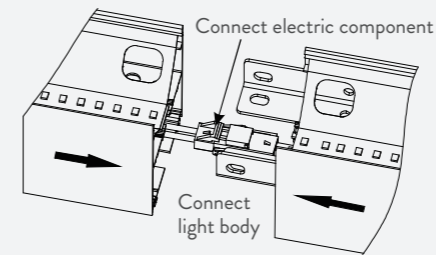
1. Open the diffuser



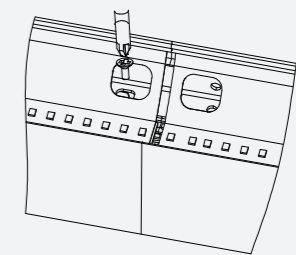
2. Install the connection accessory



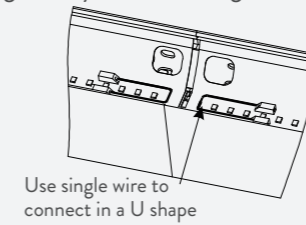
3. Connect the electric component first, then connect the light body.



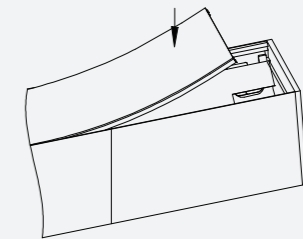
4. Fasten the screw after the light body connected



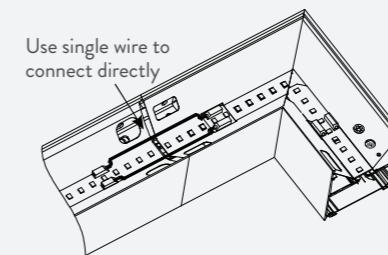
5a. Light body connect to light body



6. Clip back the diffuser

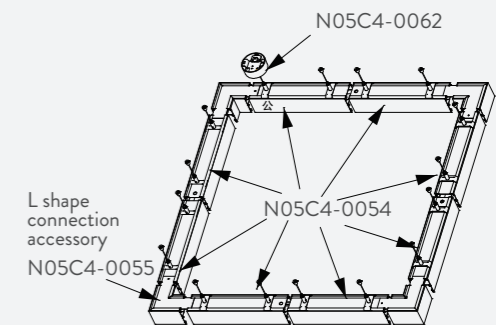
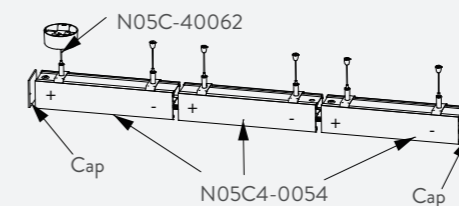


5b. Light body connect with corner accessory



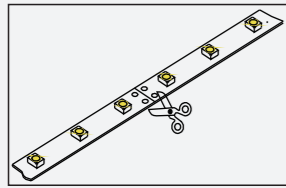
7. Connet to power, same with grid type.

### Connection demonstration



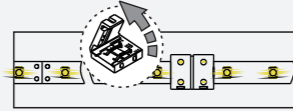
## SS52/SS20 Installation Guide

### ▶▶ IP20 Product

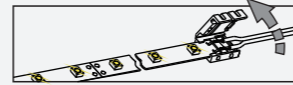


Note: When you need to cut the strip light, please cut at the marked place, otherwise will damage the light.

#### Connector - - Type A

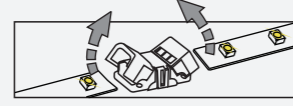


Note: place two strip lights inside the connector, then close the connector. (Welding spot need to be located accurately, don not press to lamp bean)

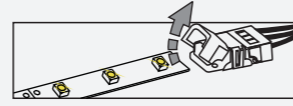


Note: place two strip lights inside the connector, then close the connector. (Welding spot need to be located accurately, don not press to lamp bean)

#### Connector - - Type B




Note: place two strip lights inside the connector, align with the marks on the connector, then close the connector. (Welding spot need to be located accurately, don not press to lamp bean)



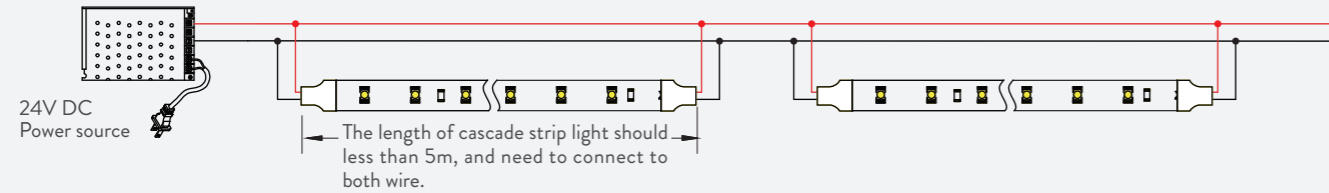
Note: use single wire connector connect to power, align with the marks on the connector. (Welding spot need to be located accurately, don not press to lamp bean)

### ▶▶ IP65 Product

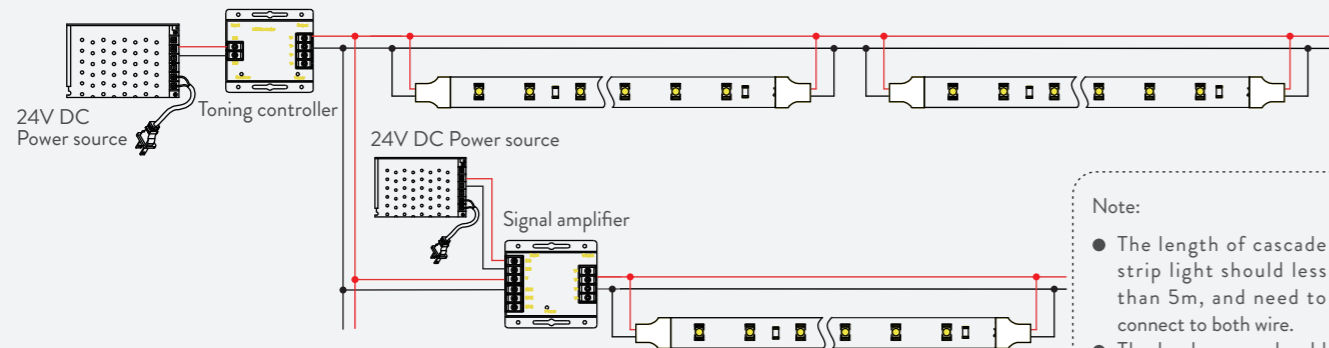


Note: use the end cap to strength the ending or connection part, and cover with silicon glue. A water proof treatment is a must, also any water contact during usage must be avoided, in case there is a short circuit.

### ▶▶ Non-dimming and non-changing CCT products

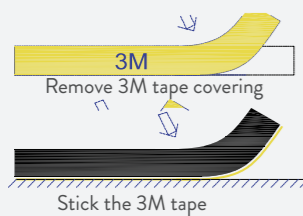


### ▶▶ Dimming and changing CCT products

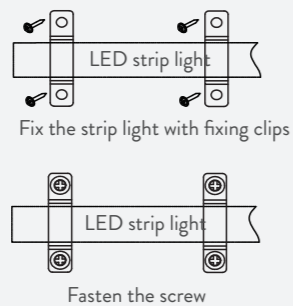


- Note:
- The length of cascade strip light should less than 5m, and need to connect to both wire.
  - The load power should not exceed 80% of the nominal power shows on the power source.
  - Please follow the marks to connect the light, be careful about the positive and negative connect. Otherwise the strip light may be burned.
  - Please choose the signal amplifier based on your needs.

### ▶▶ IP20 & IP 65 regular products



### ▶▶ IP65 Available accessories



- Note:
- For fix the strip light, please do not use metal materials, such as iron wire. In case damage the strip light.
  - During the installation, please do not use the hammer to press, knock or hit the strip light.



— **simon** —  
LIGHT UP  
EMOTIONS

